



The Value of Mobile Testing Centers

GED Testing Service Conference 2023

Natalie E. Cummins, Pearson Client
Channel Operations Manager

Dianne Doyle, Arkansas GED
Administrator™





Your Presenters

Natalie E. Cummins

- Pearson VUE Client Channel Operations Manager
- Former GED Administrator™ for Kentucky
- 25+ years in Adult Education

Dianne Doyle

- GED Administrator™ for Arkansas
- Former elementary school principal
- 26 years in education



Today's Learning Objectives

- Understand the concept of Mobile Testing Sites
- Examine a case study in Mobile Testing Site success
- Review the steps for implementing in your state



What is a Mobile Testing Center?

A mobile testing center is a set of testing computers and other necessary equipment that can be deployed in a remote location to do GED testing.

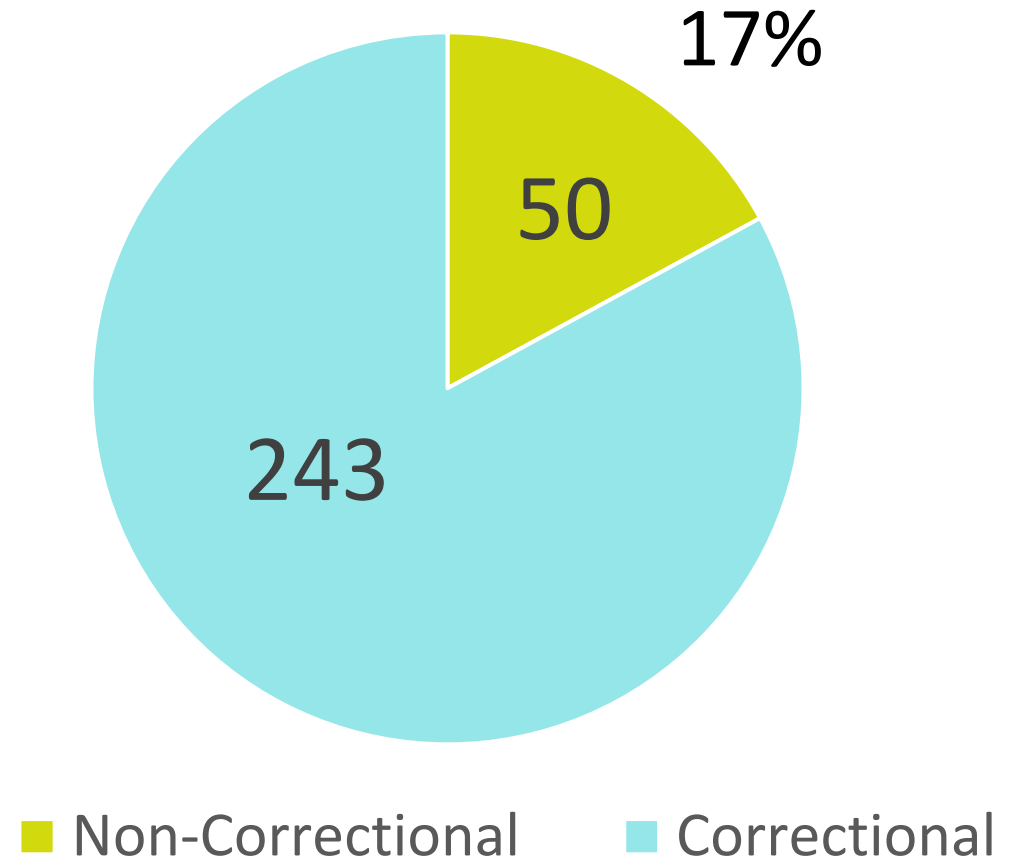
Mobile testing centers are created as “satellites” of existing fixed testing centers.

Mobile testing is most commonly used to serve jails, but it can be very valuable for public testing needs.

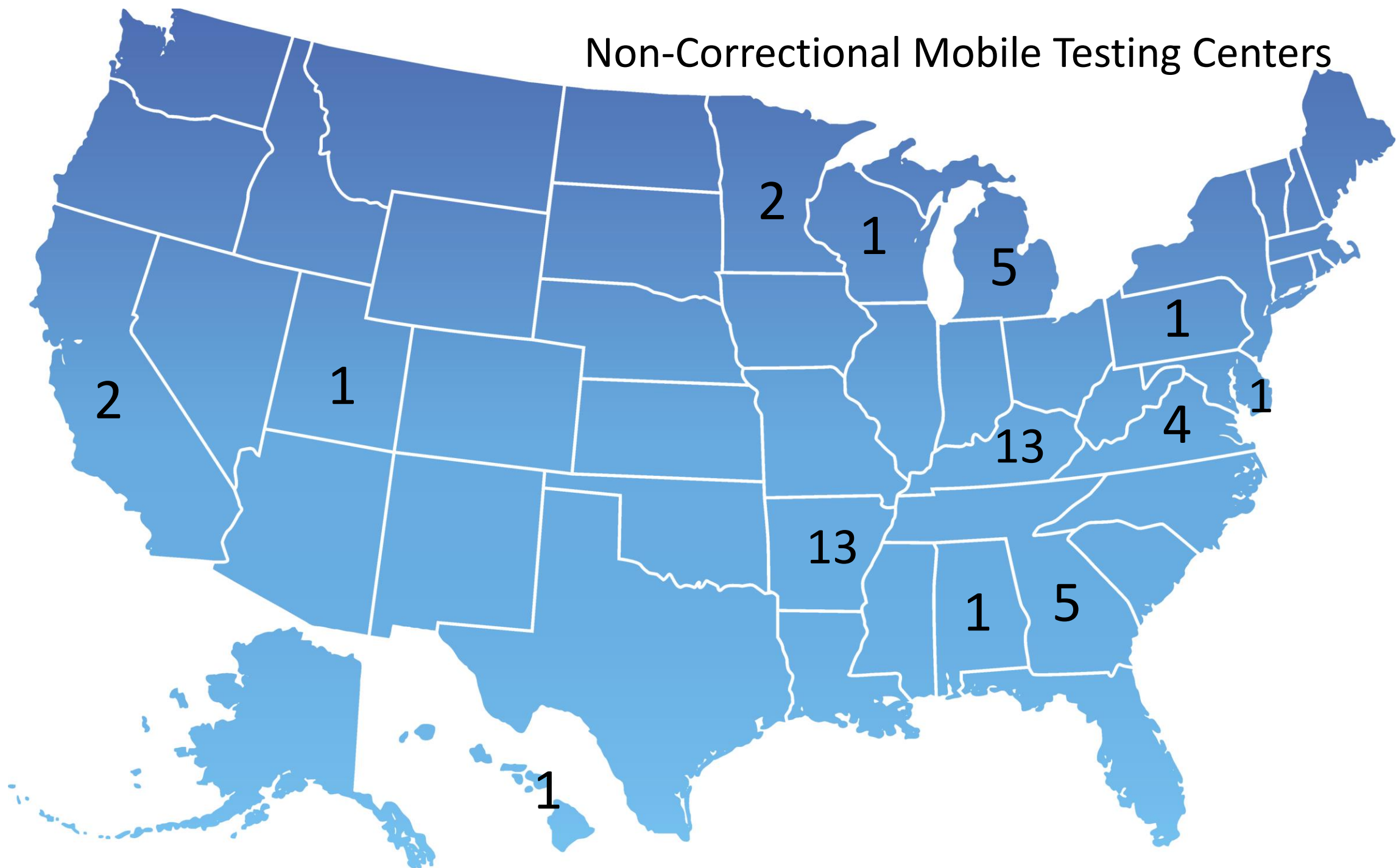
Mobile Testing Center Statistics

293 Mobile Testing Centers
in the US


- 243 Correctional
- 50 Non-Correctional



Non-Correctional Mobile Testing Centers



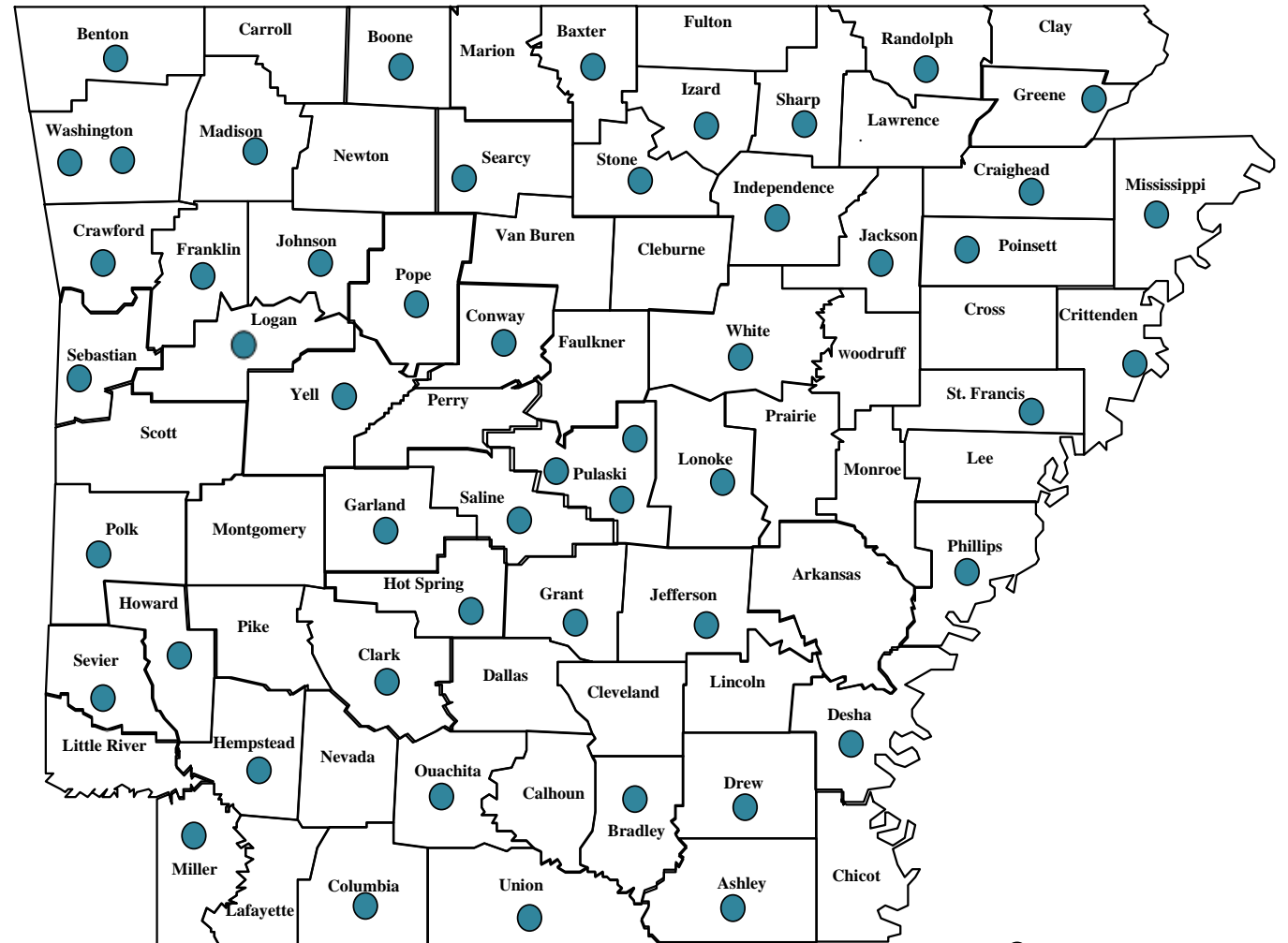
Arkansas: A Case Study



Pearson

The Landscape In Arkansas Before

Challenges to overcome
Testing deserts
Need for outcome
improvement



● Current Testing Centers
Not including corrections

What the Data Showed Us

Noticeable testing deserts existed creating more barriers for adult learners with transportation issues. Distance created:

- Cost barriers
- Time barriers
- Courage barriers - one more negative hurdle for hesitant test takers



Keys to Generating Buy-In

We Made it EASY

Provided research of target area suggestions

Provided grant funds for start-up costs

Provided step by step type document:

MOBILE TESTING UNIT ESTABLISHMENT PROCEDURE

COST ESTIMATES AND TARGET AREAS

PEARSON VUE APPLICATION

TECHNICAL SPECS

NAMING GUIDELINES





Included in Cost Research

Start up cost estimates

- 4 laptops
- Camera
- Signature pad
- Portable storage
- Monthly operating cost estimates (mileage for test administrator)



Results

Reduced travel costs

Reduced wait time for testing

*May have increased pass percentage by reducing wait time

Flexibility of testing schedule

Flexibility of testing during pandemic or other unforeseen crisis

How to Make This Work in Your State



Pearson

How to Make This Work in Your State

Step 1

Analyze your current test center footprint

- Get a list of test centers from your GEDTS State Relationship Manager or the Pearson VUE CCOM
- Use the Zip Codes to generate a map using software, or plot them by hand on a paper map
- Look for the gaps!

How to Make This Work in Your State

Step 2

Determine messaging from your state office

- Are there goals for adoption?
- Is there a timeline for adoption?
- Are there incentives or performance funds tied to implementation?
- What other kinds of support will the state office provide to test centers seeking to implement mobile testing?



How to Make This Work in Your State

Step 3

Follow up at regular intervals

- Based on your established timeline, check progress using the test center report from your SRM and regular check-ins with your providers
- Look at testing volume in GED Analytics

How to Set Up Mobile Testing



Pearson



How to Set Up Mobile Testing

Before You Apply

- Consider locations where testing is needed
- Identify libraries, schools, churches, businesses, etc. which have a space suitable to meet the security requirements of GED[®] Testing
- Determine how operating costs will be covered

How to Set Up Mobile Testing

Application

- Work with your State Relationship Manager to contact PV Channel Sales
- You will need to sign an Exhibit B as an addendum to your current site agreement
- Your fixed site needs to be in operation for 3 months prior to adding mobile testing (exceptions may be available)



How to Set Up Mobile Testing

Equipment

- Laptops (testing and administrator)
- Peripherals (keyboards, mice, monitors)
- Storage for test-takers
- Storage/transportation for laptops and peripherals



How to Set Up Mobile Testing

Software

- After the Site ID is assigned, you will receive a link to download and install software
- Be sure you have someone available who has local admin rights to your computers

How to Set Up Mobile Testing

**Identify areas to conduct testing that will satisfy security needs.
Contact Pearson Sales to set up an application.
Sign and return site agreement.**

1

Procure equipment based on Pearson specs.

2

3

Install software to laptops.
Certify additional Test Administrators, if necessary.

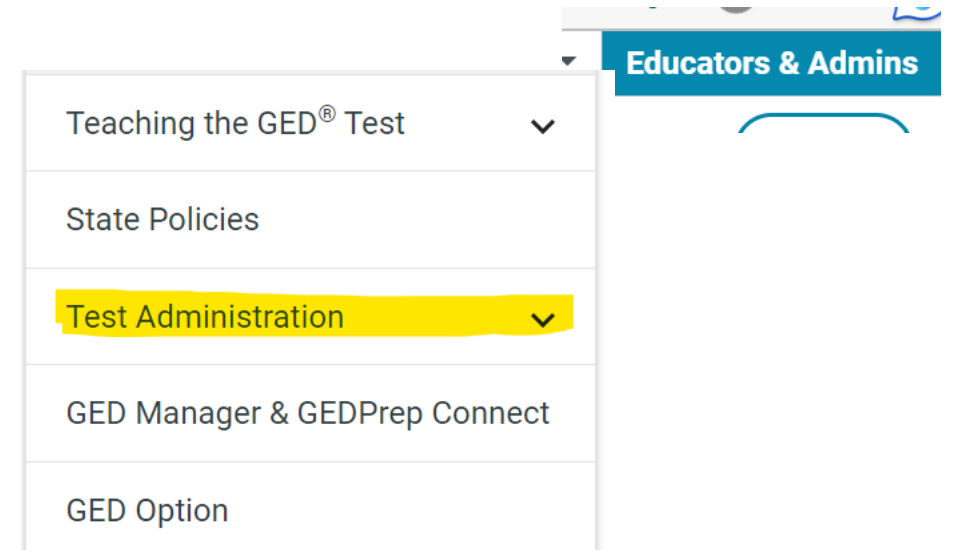
4

Begin Testing.

Other Information

GED.com

- Educators and Admins
- Test Administration



[General Information about Testing Centers](#)

[Technical Requirements for Laptops in Mobile Test Centers \(pearsonvue.com\)](#)



Contact Us with Questions!

Natalie Cummins

859-285-7099

Natalie.Cummins@pearson.com

Dianne Doyle

501-682-1980

Dianne.Doyle@arkansas.gov