

# Inquiring Minds Want to Know: Going Behind the GED® Test

A Workshop by GED Testing Service®





# Session Objectives



- Go Behind the GED® test
- Review student performance on the test
- Explore tools for the classroom
- Share resources from the GED.com Website



# I really want to know...

# Content Alignment

How was the test content determined?

- The GED® test was designed to reflect college and career readiness standards
  - Crosswalks show alignment between GED Assessment Targets and most major CCR standards (e.g., State content standards, Adult ED CCR, etc.)
  - External alignment study from WestEd demonstrates alignment between the test and Adult Ed CCR.

# Test Structure

How many questions do my students need to answer correctly in order to pass with a score of 145?

We don't share that information because it can

- Differ slightly from form to form and
- Differ slightly by content area

However, the *minimum* HSE requires ~40% of the total score points

# Test Structure

What's the difference between “raw score points” and “scaled score points”?

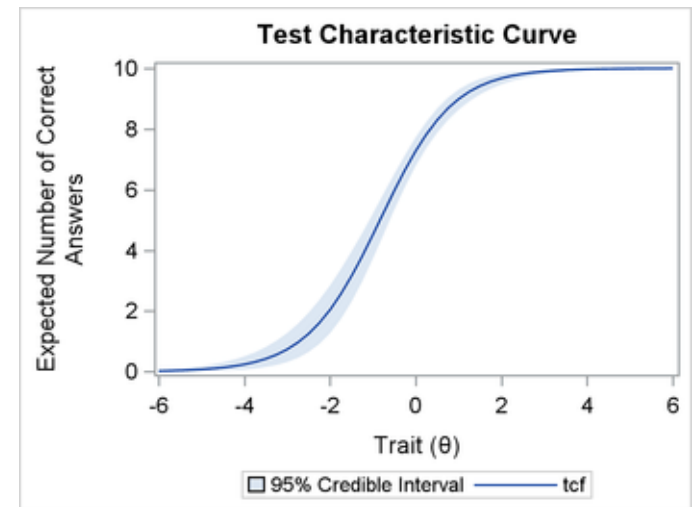
- Each test form has between about 40 and 65 raw score points, *roughly* corresponding to the number of items
  - Test forms meet detailed blueprints and difficulty specifications
  - Forms are very similar in raw score difficulty but rarely exact
- Transformation to “scaled scores” allows
  - Comparability of test performance – test score represents same level of performance, no matter what form was taken or when it was taken
  - Ease of test score comparison between content areas



# Test Structure

How do I know that all test forms are equivalent, especially when a student tells me that one form seems harder/easier than another?

- Test forms all match the same blueprint and specifications
- “Test characteristic curves” demonstrate this match across forms
- But content within each reporting category is “sampled”
  - So one form might have a content sample that is more or less familiar to a particular test-taker
  - This may lead to different learner perceptions of the test, even though the test forms are equivalent





# Spanish Language Forms

Are the Spanish test forms equivalent to the English forms?

- Yes, the Spanish forms are direct (not “literal”) translations of the sense and meaning of the English forms
  - The RLA editing passages are the only exception to this (RLA Spanish test is 8 raw score points shorter than the English test)
  - The forms are all equated and the scaled scores have the same meaning regardless of language

# Spanish Language Forms

How do candidates who test in Spanish perform vs. those who test in English?

Spanish testers represent only ~5% of total testers

Differences are attributable to

- Overall less instruction in native language
- Fewer Spanish instructional materials

Test	Spanish Pass Rate	English Pass Rate
RLA	78%	89%
Social Studies	71%	88%
Science	73%	90%
Math	64%	81%
Battery	65%	81%

# Extended Response items and scoring

Can a student pass the RLA test and score 0 on the Extended Response item?

Yes, that is *possible*, but most test-takers who pass at HSE do get some score points

- The ER is designed to measure skills at the higher HSE levels and CCR levels
- We made significant improvements to the ER interface as of January 2019

# Pilot Study Research Questions

- Do test takers
  - Understand what they need to do to complete the task?
- Comfortably interact with the computer?
  - Use the space in the response box?
  - Use the onscreen Answer Guidelines?
  - Navigate the tabs successfully?
- Prepare for the test?
  - Have a MYGED® account?
  - Use the resources on GED.com?

The screenshot displays the GED Ready® interface for a reading task. At the top, the header shows 'GED Ready® - RLA - Candidate Name' and a 'Time Remaining 00:44:51'. Below the header, there are navigation tabs labeled 'page 1', 'page 2', 'page 3', and 'page 4'. The 'page 1' tab is selected. The main content area displays a reading passage titled 'Diamond Mining: Harmful to the Environment' by Tavin McLeavitt. The passage consists of two paragraphs. To the right of the passage, there is a 'Flag for Review' button and an 'Answer Guide' button. Below the passage, there is a large red circle indicating the response area. At the bottom of the interface, there are navigation buttons: 'Previous', 'Navigator', and 'Next'.

GED Ready® - RLA - Candidate Name Time Remaining 00:44:51 Question 1 of 1

Highlight (J)

page 1 page 2 page 3 page 4

Diamond Mining: Harmful to the Environment  
by Tavin McLeavitt

1 The diamond mining industry directly affects an estimated 10 million people around the world. Eleven nations are currently considered major producers of diamonds, and several other countries also currently operate diamond mines. While some companies and countries have made a fortune from diamond mining, the diamond mining industry as a whole has a long history of abusing human rights and exploiting workers. The industry's devastating impact on the environment is another reason why diamond mining should be banned.

2 During any mining process, the soil, water, and air surrounding a mine become polluted. Diamond mining is no different. Large quantities of soil must be removed, reducing available natural land resources. For example, the process of removing soil along the coast forever changes shorelines, which has a wide-ranging impact. In addition, any mine's expansion encroaches on natural animal habitats, decreasing wildlife populations.

While opponents of diamond mining believe that the hazards associated with the industry should lead to a ban, proponents argue that companies are sufficiently improving practices and addressing public concerns.

In your response, analyze the two articles to determine which position is best supported. Use relevant and specific evidence from both articles to support your response.

Cut Copy Paste Undo Redo

Previous Navigator Next

# January 2019 release in English and Spanish

QAReview - Candidate Name

Question 6 of 15

Flag for Review

page 1 page 2

### Instructions

**Read**

- On the **page 2 tab above**, you will **read two texts** presenting **different views** on the same topic.
- Both writers argue** that **their position** on the issue is **correct**.

**Plan**

- Analyze** the two texts **to determine** which writer presents the **stronger case**.
- ~~Develop your own argument in which you explain~~ how one position is **better supported** than the other.
- Include** relevant and specific **evidence** from **both sources** to support your argument.

**Write**

- Type** your response in the **box on the right**.
- Your response should be approximately **4 to 7 paragraphs of 3 to 7 sentences each**.
- Remember** to allow a few minutes **to review and edit your response**.

You have up to **45 minutes** for reading, planning, writing, and editing your response.

End Test Previous Navigator Next

# Constructed Response Items and Scoring

Why should I spend time on teaching writing skills if students don't need many points on writing to pass the test?

Writing skills are one of the critical differentiators of long-term success

- Any score point earned counts towards the overall score
- Building skills in this area helps develop thinking skills that impact performance on the entire test

# Constructed Response Items and Scoring

How does the computer score the Extended Response item?  
What is it looking for?

The automated scoring engine catalogs the characteristics of a writing sample; it then

- Compares those characteristics to thousands of real student responses with known scores
- Assigns a score based on similarity to existing exemplars
  - If no similar responses found, ER is human-scored
- About 97% of student responses are scored by the automated engine



# Testing in Science

Can I drop some of the topics I have been covering now that there are no short answer items on the Science test?

No, The Science test still covers the same content as it has always covered

- The same content is tested today, but knowledge is determined by using the other technology enhanced items
- Understanding scientific investigation/method and experimentation are still evaluated in the test through other methods

# Testing in Mathematical Reasoning

Are students allowed to use the calculator on all items on the math test?

No, students are not allowed to use the calculator on the first section of the math test which includes approximately 5 items.

The first several questions assess various concepts in number sense and computation, including

- Ordering fractions/decimals
- Applying number properties involved multiples and factors
- Working with exponents, squares, square roots, cubes, and cube roots
- Identifying absolute value
- Adding, subtracting, multiplying and dividing rational numbers
- Determining when a numerical expression is undefined

# Exploring the Data

*What does the data tell us?*



A blue-tinted background image showing students in a classroom. Some students are wearing headphones, and others are looking at books or papers. The image is partially obscured by the text and quotation marks.

“

“To build the educated and  
employed communities  
of tomorrow.....  
.....one student at a time.”

”

*2014 GED® Program Goal*

# It is more than a test; it is a program!



To enhance instruction so students are ready for postsecondary education and/or workforce training program



To ensure that students have the knowledge and skills necessary to earn a high school equivalency credential



To provide instructors and test-takers with information they can use to enhance performance

# National Pass Rate—a comparison

Test Series	Year	Pass Rate
2002	2013	76%
2014	2018	80%

Students are passing the 2014 series test at a higher pass rate than the 2002 series test

# 2018 National Data: What We Know of Student Successes

Facts	Numbers
Test-takers	300,726
Completers	194,415
Passers	155,571
Pass rates	80%



# Average Passing & Non-Passing Scores – 2018

<b>GED® Tests</b>	<b>Math</b>	<b>RLA</b>	<b>Science</b>	<b>Social Studies</b>
Average Passing Score	152	155	155	155
Average Non- Passing Score	140	140	141	140

# Scoring of the GED® Test



# National Test-taker Data: 2014-2019

	Math	RLA	Science	Social Studies	Battery - First Attempt	Battery - Multiple Attempts
Passed (145 or higher)	85%	89%	93%	90%	61%	86%
College Ready (165 or higher)	7%	12%	11%	14%	20% in at least one content.	
College Ready+ Credit (175 or higher)	2%	2%	2%	3%	5% in at least one content.	

## Our Graduates Are Interested in College

2 out of 3  
express interest

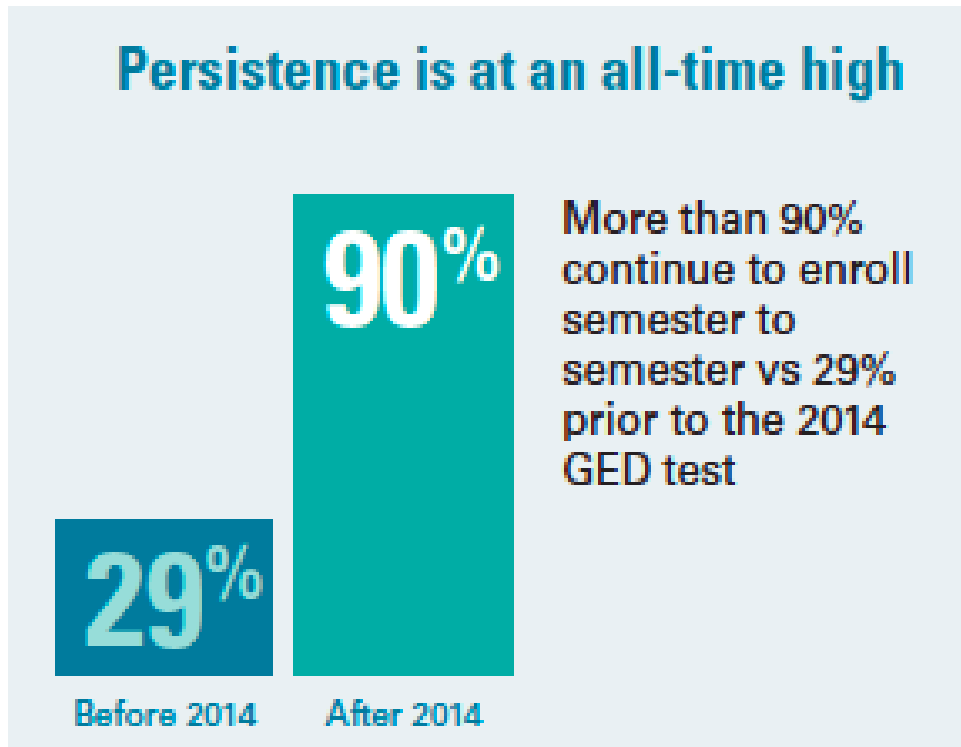


Enroll in college  
**within a year** of  
earning their GED  
credential



Enroll in college  
**within 4 years** of  
earning their GED  
credential

# Persistence!



- Congrats, all your hard work is paying off!
- This number currently surpasses overall community college persistence rates

# Updated NSC Results

- Mean scaled-score of GED graduates going on to college is well above the minimum passing score for high school equivalency:
  - Math: 158
  - RLA: 162
  - Science: 161
  - Social Studies: 161
- Age of GED graduates going on to college has remained stable over time
  - 81% to 86% of matched grads were between the ages of 16 and 24 when they received their credential

# GED® score crosswalk to SAT and ACT

## SAT

GED® College Ready (165)

- SAT Math – 620
- SAT Reading – 633

GED® CR+Credit (175)

- SAT Math – 657
- SAT Reading – 671

## ACT

GED® College Ready (165)

- ACT Math – 28
- ACT Reading – 29

GED® CR+Credit (175)

- ACT Math – 30
- ACT Reading – 31



# Research Highlights



Students enrolled in PSE  
had a mean GED 160  
score across content  
areas



3 out of 4 students enroll  
in 2-year institutions



24% enrolled in  
liberal arts  
programs



4% in technology  
programs



7% enrolled in  
health-related  
programs



7% in business  
programs

# How do we ensure that more students are *“likely to pass”* the GED® test?

*Tools for the Classroom*



# GED Ready®

The best predictor of readiness!



# GED Ready®

<b>Realistic practice opportunity</b>	Computer based and same platform as GED® test
<b>Standardized and normed</b>	Same norming and standardization study as official test
<b>Predictive</b>	Tells students if they are likely to pass
<b>Half-length</b>	4.25 hours in length

# GED Ready®

- Feedback and links to study suggestions (focused study plans)
- Instructional feedback – extended response (RLA) scored by adult educators
- Online scoring tools (provide writing scores, feedback, and suggestions for improvement)

# Three Score Level Indicators on GED Ready®

<b>Not Likely to Pass</b>	<b>Too Close to Call</b>	<b>Likely to Pass</b>
<b>100-133</b>	<b>134-144</b>	<b>145-200</b>

# Dashboard

The screenshot shows the MyGED® Dashboard in a web browser. The browser's address bar displays the URL <https://ged.com/portal#/dashboard>. The dashboard features a navigation bar with the GED Testing Service logo and several utility icons: Chat, Alerts, Messages, and Schedule. A user profile dropdown for 'Ann Evers' with a 'Español' language option is also present. Below the navigation bar, a horizontal menu contains links to 'Dashboard', 'About the Test', 'Study', 'Test Tips', 'Where to Test', 'Schedule Test', 'My Scores', and 'College & Careers'. The 'My Scores' link is highlighted with a red rectangle. The main content area is titled 'What's Next?' with the message 'You're eligible to take the test. Schedule today.' and a 'Give me the tour' link. Below this, a category selector shows 'Language Arts', 'Science', 'Social Studies' (selected), and 'Math'. A red rounded rectangle highlights the 'Social Studies' section, which displays 'GED Ready®: The Official Practice Test' results. The results show a score of 138, labeled 'Too Close to Call', and a date taken of 04/07/2017. A message states, 'You're only 1-3 questions away from passing. Get your detailed score report by clicking the "See my score report" button.' A 'See my score report?' button is visible. At the bottom of the section is a 'Take GED Ready® again' button.

MyGED® : Dashboard

Secure | <https://ged.com/portal#/dashboard>

GED TESTING SERVICE®

Chat Alerts Messages Schedule

Ann Evers ▾  
Español

Dashboard About the Test Study Test Tips Where to Test Schedule Test **My Scores** College & Careers

Give me the tour

**What's Next?** You're eligible to take the test. Schedule today.

Language Arts Science **Social Studies** Math

**GED Ready®: The Official Practice Test**

Score: 138 - Too Close to Call Date Taken: 04/07/2017

You're only 1-3 questions away from passing. Get your detailed score report by clicking the "See my score report" button.

See my score report?

Take GED Ready® again



# My Scores Redesign continued....

## Highest GED Scores

You need to score at least 145 on each subject to pass and scoring higher can have additional benefits. [Learn more >](#)

Language Arts

No Score

Not Taken

SCHEDULE TEST

Social Studies

No Score

Not Taken

SCHEDULE TEST

Science

No Score

Not Taken

SCHEDULE TEST

Math

No Score

Not Taken

SCHEDULE TEST

VIEW ALL TEST SCORES

## Most Recent GED Ready Practice Test Scores

After taking your practice test, if you're likely to pass then schedule your test right away. If not, read your score report and see exactly what skills you need to brush up on.

Language Arts

No Score

Not Taken

TAKE GED READY

Social Studies

No Score

Not Taken

TAKE GED READY

Science

180

Likely to Pass

SCORE REPORT

Math

No Score

Not Taken

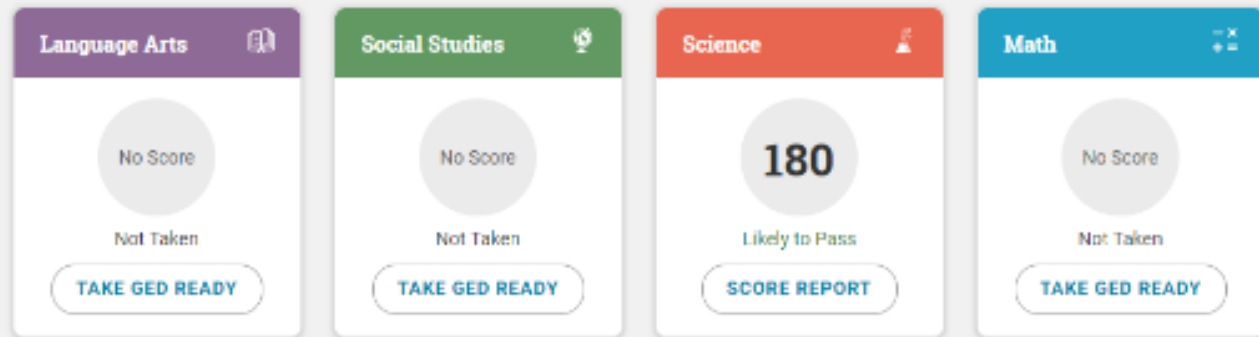
TAKE GED READY

VIEW ALL GED READY SCORES

# My Scores Redesign continued....

## Most Recent GED Ready Practice Test Scores

After taking your practice test, if you're likely to pass then schedule your test right away. If not, read your score report and see exactly what skills you need to brush up on.



[VIEW ALL GED READY SCORES](#)



**FAQ**

### When will my scores be available?

Scores are typically posted within 24 hours of taking your GED test or GED Ready practice test. However, sometimes it can take up to 2 to 3 business days. You'll receive an email once your scores have been posted to your account.

### What if I get 'not likely to pass' on my GED Ready practice test?

Use the score report to understand what areas you need to study to improve your score. If you're working with a prep center, ask your teacher to review your score report with

### What do my GED test scores mean?

Scoring 145 - 164 means that you passed the subject. Scoring 165 - 174 means that you are ready to take college-level courses in that subject. Scoring 175 - 200 means that you could qualify for college credit for that subject. [Learn more >](#)

### What if I don't pass one or more of the GED test subjects?

If you did not pass one of your GED test subjects, you are given two subsequent retests, with no restrictions between

# My Scores Redesign continued....

[VIEW ALL GED READY SCORES](#)

## FAQ

### When will my scores be available?

Scores are typically posted within 24 hours of taking your GED test or GED Ready practice test. However, sometimes it can take up to 2 to 3 business days. You'll receive an email once your scores have been posted to your account.

### What if I get 'not likely to pass' on my GED Ready practice test?

Use the score report to understand what areas you need to study to improve your score. If you're working with a prep center, ask your teacher to review your score report with you and develop a plan to improve your score. After studying, make sure you're prepared for the test by taking the GED Ready again.

### What do my GED test scores mean?

Scoring 145 - 164 means that you passed the subject. Scoring 165 - 174 means that you are ready to take college-level courses in that subject. Scoring 175 - 200 means that you could qualify for college credit for that subject. [Learn more >](#)

### What if I don't pass one or more of the GED test subjects?

If you did not pass one of your GED test subjects, you are given two subsequent retests, with no restrictions between retakes. If you fail the third or any subsequent retest, you must wait 60 days for your next attempt. [Additional state requirements may apply.](#)

# My Scores Redesign continued....

## **What if I get 'too close to call' on my GED Ready practice test?**

You're only a few questions away from 'likely to pass', so review your score report to see how you can improve your score and then schedule your test. If you're working with a prep center, ask your teacher to review your score report with you.

## **What if I get 'likely to pass' on my GED Ready practice test?**

Looks like you're ready to schedule your test. Students who get a GED Ready score similar to yours and schedule their test within two weeks are more likely to pass.

## **How is the extended response scored on the Reasoning Through Language Arts GED Ready practice test?**

The extended response cannot be scored on the RLA GED Ready practice test. Instead, you will receive information in your score report about what a typical written response should look like. You will also receive a copy of the question and your written response so that you can take it to your local prep center for scoring by a trained teacher.

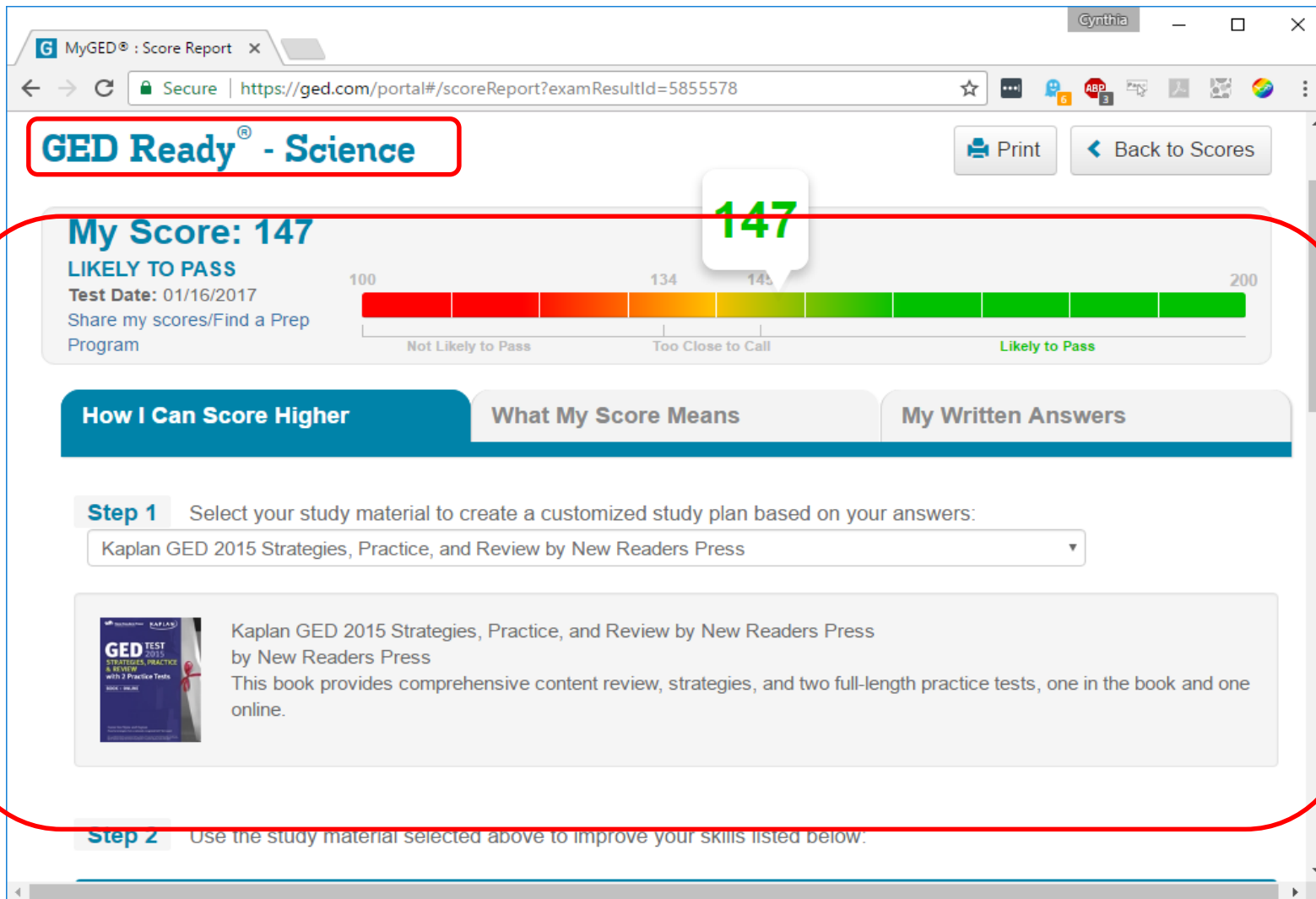
## **Can I retest for a higher score if I passed?**

Yes, you can retest if you are trying to be college ready or qualify for college credit. The discounted retest policy only applies to tests you did not pass.

## **I think I should have gotten a higher score. Is there a way to challenge my score?**

Yes, it is possible for you to challenge your scores. The scoring system we use is very accurate. Very few test scores are ever adjusted after review. However, if you want to request a re-score, contact customer support at 1-877-EXAM-GED. You will be charged a fee of \$50 per exam score you want to challenge. If your score changes, you'll get your \$50 back. Otherwise, GED Testing Service will keep the fee.

# My Score Report



(All 3 tabs)

(Step 2 of study plan)

# My Scores Redesign continued....

The screenshot displays the 'My Scores' interface. At the top, a blue header contains the title 'My Scores' and the subtitle 'All your GED Test and GED Ready Practice Test scores.' Below this, a section titled 'Highest GED Scores' includes a note: 'You need to score at least 145 on each subject to pass and scoring higher can have additional benefits. [Learn more >](#)'. To the right of this section, a red circle highlights a 'Share with prep center' button, which features a share icon and a printer icon. A red arrow points to this button with the text 'hover state shows what icons are'. Below the header, there are four subject cards: 'Language Arts' (purple), 'Social Studies' (green), 'Science' (orange), and 'Math' (blue). Each card shows 'No Score' in a grey circle, 'Not Taken' below it, and a 'SCHEDULE TEST' button at the bottom. At the very bottom of the page is a 'VIEW ALL TEST SCORES' button.

**My Scores**  
All your GED Test and GED Ready Practice Test scores.

**Highest GED Scores**  
You need to score at least 145 on each subject to pass and scoring higher can have additional benefits. [Learn more >](#)

**Language Arts**

No Score

Not Taken

[SCHEDULE TEST](#)

**Social Studies**

No Score

Not Taken

[SCHEDULE TEST](#)

**Science**

No Score

Not Taken

[SCHEDULE TEST](#)

**Math**

No Score

Not Taken

[SCHEDULE TEST](#)

[VIEW ALL TEST SCORES](#)

[Share with prep center](#)

hover state shows what icons are

# 4. Voucher Search Field

GED Manager™ Home Manage Student Reporting Admin marlita.johnson@ged.com Default Account Log Out

## Student Test Activity Report

Please enter at least three characters or make a selection on a search field below to start your search.

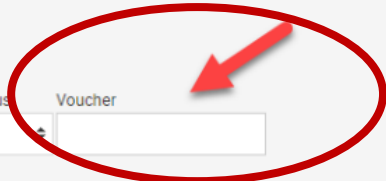
GED Prep Connect Enrollment Status Testing Activity Date Range: Exam Subject Jurisdiction

Last Name First Name City Phone Number DOB Email GED ID VUE Reg ID Credential Status Voucher

Test Event Number Test Medium Test Missing

Print Score Reports (1000 rows max) Export (1000 rows max) Rows Per Page 10 25 50

Name	Email	Testing Activity	Date	Test	Subject	Score	Credentialed	Test Missing	GED® Test Prep Center	GEDWorks	Vouchers
------	-------	------------------	------	------	---------	-------	--------------	--------------	-----------------------	----------	----------





# Take Advantage of the Redesigned Website

It's more than just a place to register for the test!





# https://ged.com/



The image shows the top portion of the GED Testing Service website. The header includes a search bar, a language selector set to 'English - US', and a link for 'Educators &amp; Admins' which is circled in red. Navigation links for 'About The Test', 'Study', and 'Grads and Transcripts' are present, along with a 'Log In' link and a 'SIGN UP' button. The main hero section features a background image of diverse students in a modern school hallway. Overlaid text reads: 'earn my GED', 'I can go to college', and 'be a role model'. Below this, a welcome message states: 'Welcome to the home of the official GED® test. Find everything you need to earn your high school equivalency diploma right here.'

# Resources for all Educators

GED Program Overview



Teaching the GED® Test



[Free Classroom Materials](#)



[Teaching Resources](#)



[Professional Development](#)



[Prep Products](#)

[Promote Your Program](#)

State Policies

Test Administration



GED Manager

## Top Resources



Professional Development  
Training

[View Resource](#)



Resources to Guide Your  
Instruction

[View Resource](#)



Free Classroom Materials

[View Resource](#)



## Free Classroom Materials

We've developed a wealth of free resources to help your students pass the GED® test. Whether you are looking for tutorials, reference sheets, scoring tools, or videos to use in the classroom, you'll find it here.

[Learn more](#)



## Teaching Resources

Use these resources to guide your GED® instruction. You can get detailed information on the skills students need to demonstrate to pass, what is being assessed in each content area, and more.

[Learn more](#)





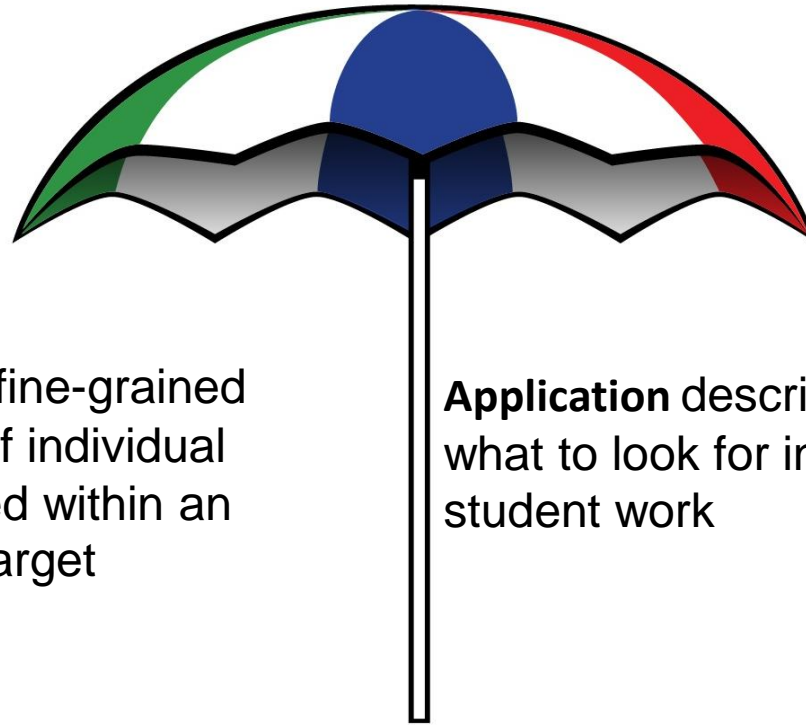
# Important Tools for the Classroom

*Reasoning through Language Arts,  
Mathematical Reasoning, Science, and  
Social Studies*



# From Targets to Indicators to Application

**Assessment Targets** describe the general concepts that are assessed on the GED® test



**Indicators** are fine-grained descriptions of individual skills contained within an assessment target

**Application** describes what to look for in student work

# Performance Level Descriptors (PLDs)

- Most under-used and undervalued resources
- Helpful tool for the classroom
- Details the skills students need to pass the test
- Two formats
  - Official Version
  - Test-taker Version
- Four Performance Levels
  - Below Passing
  - HSE
  - GED® College Ready
  - GED® College Ready + Credit
- What skills are demonstrated at each level
- What skills need development to advance to the next level



## Examen GED®: Descripciones del nivel de desempeño para Razonamiento a través de las artes del lenguaje: Qué significa su puntuación: Nivel 2 — Aprobatorio/Equivalente a escuela secundaria

Las personas que toman el examen y obtienen una puntuación en este nivel típicamente satisfactorio de las destrezas que se describen en el nivel de desempeño. Como comprender y analizar pasajes desafiantes como *levels With Charley: In Search of America* de John Steinbeck y *Donald Mackay*. Las personas que toman el examen y obtienen un desempeño típicamente pueden demostrar las siguientes



### GED® Test: Reasoning Through Language Arts Performance Level Descriptors What Your Score Means: Level 2 — Pass/High School Equivalency

Test-takers who score at this level are typically able to demonstrate satisfactory proficiency with the skills identified in the Below Passing level as well as to comprehend and analyze challenging passages similar to Sandra Cisneros' "Eleven," John Steinbeck's *Travels With Charley: In Search of America*, and Donald Mackay's *The Building of Manhattan*. Test-takers who score in this performance level are typically able to demonstrate the following skills:

#### Analyzing and Creating Text Features and Technique

- Order sequences of events in texts at a satisfactory level
- Make inferences about plot/sequence of events, characters/people, settings, or ideas in texts at a satisfactory level
- Analyze relationships within texts, including how events are important in relation to plot or conflict; how people, ideas, or events are connected, developed, or distinguished; how events contribute to theme or relate to key idea; or how a setting or context shapes structure and meaning
- Analyze the roles that details play in complex literary or informational texts at a satisfactory level
- Determine the meaning of words and phrases as they are used in a text, including determining connotative and figurative meanings from context
- Analyze how meaning or tone is affected when one word is replaced with another, at a satisfactory level
- Analyze the impact of specific words, phrases, or figurative language in text, with a focus on an author's intent to convey information or construct an argument
- Analyze how a particular sentence, paragraph, chapter, or section fits into the overall structure of a text and contributes to the development of ideas
- Analyze the structural relationship between adjacent sections of text at a satisfactory level
- Analyze transitional language or signal words and determine how they refine meaning, emphasize certain ideas, or reinforce an author's purpose, at a satisfactory level
- Analyze how the structure of a paragraph, section, or passage shapes meaning, emphasizes key ideas, or supports an author's purpose

[GEDtestingservice.com](http://GEDtestingservice.com) • [GED.com](http://GED.com)

GED® and GED Testing Service® are registered trademarks of the American Council on Education. They may not be used or reproduced without the express written permission of ACE or GED Testing Service. The GED® and GED Testing Service® marks are administered by GED Testing Service LLC under license from the American Council on Education. Copyright © 2016 GED Testing Service LLC. All rights reserved.

#### ... y técnicas de un texto

...ntos en textos en un nivel satisfactorio  
...el argumento/secuencia de eventos, personajes/personas, escenario  
...el satisfactorio  
...e textos, incluyendo qué importancia tienen los eventos en relación  
...o: cómo las personas, ideas o eventos se relacionan, desarrollan o  
...en al tema los eventos o cómo se relacionan con las ideas clave; o  
...to moldea la estructura y el significado  
...torio la función que tienen los detalles en textos literarios o

...palabras y frases como se usan en un texto, incluyendo determinar  
...figurado del contexto  
...torio qué efecto tiene en el significado o el tono el remplazo de una

...s de palabras, frases o lenguaje figurado específicos enfocándose  
...a transmitir información o desarrollar un argumento  
...párrafo, capítulo o sección particular corresponde a la estructura  
...buey al desarrollo de las ideas  
...torio la relación estructural entre secciones adyacentes del texto  
...torio las expresiones de transición o las señales verbales y  
...significado, enfatizan ciertas ideas o refuerzan el propósito del autor

[GEDtestingservice.com](http://GEDtestingservice.com) • [GED.com](http://GED.com)

Las Establecimientos para la Educación. No se pueden usar ni reproducir sin el permiso escrito por escrito de ACE o de GED Testing Service. Los GED® y GED Testing Service® marcos son administrados por GED Testing Service LLC bajo licencia del Consejo Estadounidense para la Educación. Copyright © 2016 GED Testing Service LLC. Todos los derechos reservados.



# How to Use PLDs in the Classroom

## Use PLDs to:

**Tip 1:** Assess student's current skill level

**Tip 2:** Determine when students are ready to test

**Tip 3:** Shape learning activities

**Tip 4:** Add perspective to lesson plans

[https://ged.com/educators\\_admins/teaching/teaching\\_resources/plds/](https://ged.com/educators_admins/teaching/teaching_resources/plds/)



# Skill Sets for High Impact Indicators Across Content Areas

*Focusing Instruction*



# What Makes Indicators High Impact?

- Important skills that are used across content areas
- May currently receive light coverage in classroom
- Lend themselves to straightforward instruction
- [https://ged.com/educators\\_admins/teaching/teaching\\_resources/](https://ged.com/educators_admins/teaching/teaching_resources/)



## Relationships Between the High Impact Indicators and Other Indicators

The High Impact Indicators are a list of key skills assessed on the GED® test that, if emphasized in instruction, can help instructors make a significant impact on student skills and performance. This document shows the relationship between the High Impact Indicators and other indicators assessed on the GED® test. Adult educators can use this resource to create instructional plans that address the maximum number of skills in the limited time they have available with students. Providing instruction in a single High Impact Indicator area can help students broaden and deepen their skills, enabling them to apply those skills in multiple ways and in a variety of contexts across all of the content areas covered by the GED® test.

**Note:** High Impact Indicators appear in **BOLD** type.

### Reasoning Through Language Arts – High Impact Indicators

High Impact Indicator	Related Indicators from Other Content Areas		
RLA	Social Studies	Science	Mathematical Reasoning
<b>R.3.1: Order sequences of events in texts. Primarily measured with literary texts.</b>	<p>SSP.3 a. Identify the chronological structure of a historical narrative and sequence steps in a process.</p> <p>SSP.3 b. Analyze in detail how events, processes, and ideas develop and interact in a written document; determine whether earlier events caused later ones or simply preceded them.</p> <p><b>SSP.3.c: Analyze cause-and-effect relationships and multiple causation, including action by individuals, natural and societal processes, and the influence of ideas.</b></p> <p>SSP.3 d. Compare differing sets of ideas related to political, historical, economic, geographic, or societal contexts; evaluate the assumptions and implications inherent in differing positions.</p>	<p>SP.3.b Reason from data or evidence to a conclusion</p> <p>SP.3.c Make a prediction based upon data or evidence</p>	<p>MP.1 a. Search for and recognize entry points for solving a problem.</p> <p>MP.1 b. Plan a solution pathway or outline a line of reasoning.</p> <p>MP.1 d. Recognize and identify missing information that is required to solve a problem.</p> <p>MP.1 e. Select the appropriate mathematical technique(s) to use in solving a problem or a line of reasoning.</p> <p>MP.2 c. Recognize the important and salient attributes of a problem.</p> <p>MP.3 a. Build steps of a line of reasoning or solution pathway, based on previous step or givens.</p> <p>MP.3 b. Complete the lines of reasoning of others.</p> <p>MP.3 c. Improve or correct a flawed line of reasoning.</p>

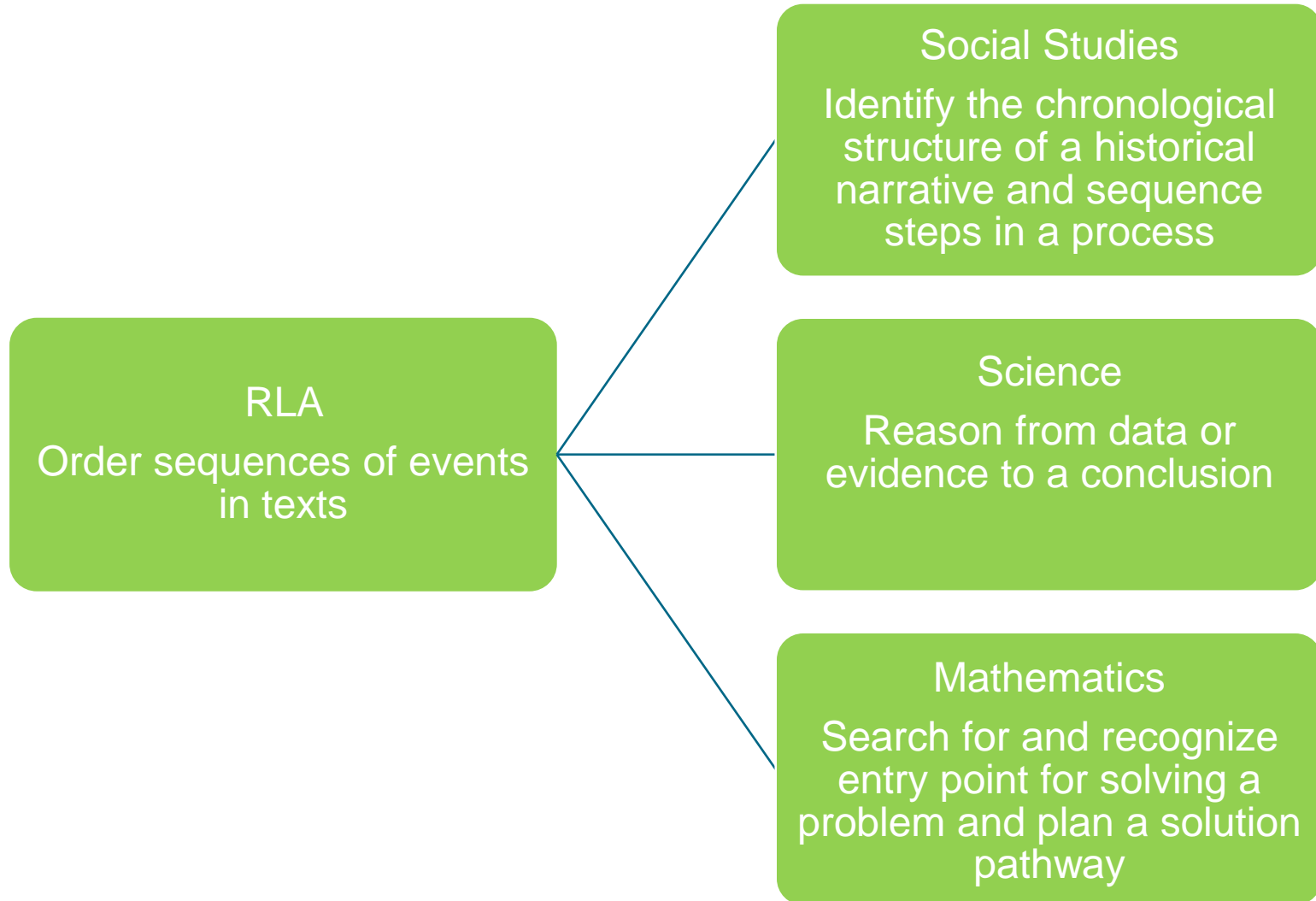
[gedtesting.com](https://gedtesting.com) • [GED](https://ged.com)

1





# An Example



# Tuesdays for Teachers –Previous Webinars

## Reading to Learn: Strategies to Build Reading Skills



[Watch Now](#)

[Download Presentation](#)

[Download Study Guide](#)

[Download Vocabulary Strategies](#)

[Download High Mileage Word List](#)

[Download Reading Rate Sample](#)

[Download Certificate](#)

## Trick or Treat: Mining GED Ready Score Reports



[Watch Now](#)

[Download Presentation](#)

[Download Workbook](#)

[Download Certificate](#)

## Changes You've Been Asking For: The RLA Test Screen & Score Reports



[Watch Now](#)

[Download Presentation](#)

[Download Certificate](#)

## One Size Fits All - Welcome to GED.com



[Watch Now](#)

[Download Presentation](#)

[Download Workbook](#)

[Download Certificate](#)

# Give Students What They Need...

At the time they need it:

- 1. Action (visible) guidance:** Instructions and clarity on how *they* can earn their GED
- 2. Behavioral (non-visible) guidance:** Help people do what they already want to do



# Benefits of GED® Test Prep Centers

## What can a GED® Test Prep Center do for me?

There may be free or low cost GED® Test Prep Centers nearby that can help you in your journey towards earning a GED® credential. You can receive:



Support throughout your GED® journey



Expert instruction on GED® test subjects



Practice for the GED® test



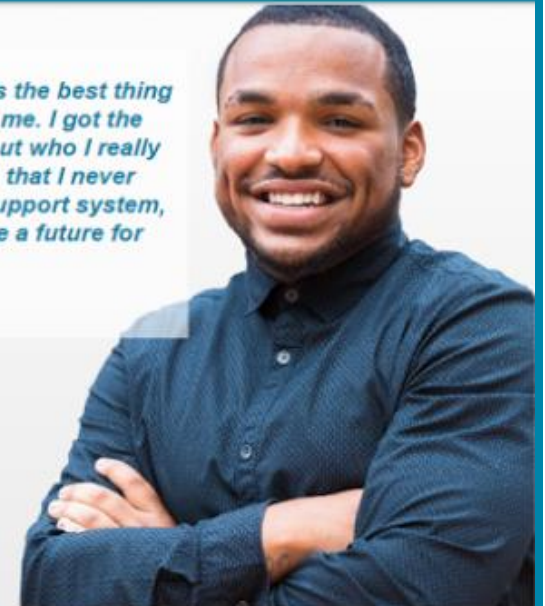
Help with career and college planning



And more

*" Saint Gabriel's Hall is the best thing that ever happened to me. I got the time I needed to find out who I really am, and the resources that I never had before, the best support system, and with all that I made a future for myself."*

— Felix, GED® graduate



Are you interested in finding a GED® Test Prep Center?

- ☒ Yes, help me find a GED® Test Prep Center
- ☐ No, thanks

Back

Continue

## Find GED® Classes

Find your local GED® Test Prep Center to see if they offer discounts on study materials, classes, or the test.

**Blue Ridge Community College**  
180 West Campus Drive Flat Rock, NC 28731  
**Phone: 828-692-2441**  
20.8 Miles [Show on Map](#) | [Directions](#)

**Southwestern Community College**  
447 College Drive Sylva, NC 28779  
**Phone: 828-339-4613**  
25.8 Miles [Show on Map](#) | [Directions](#)

**Asheville-Buncombe Technical Community College**  
340 Victoria Road Asheville, NC 28801  
**Phone: 828-398-7488 x 7433**  
27.3 Miles [Show on Map](#) | [Directions](#)


**Pickens Adult Learning Center**  
106 Glazner Street Easley, SC 29640  
**Phone: 864-397-3825**  
28.5 Miles [Show on Map](#) | [Directions](#)

★ If I see this star above, what does it mean?

Can't find your center? Ask them to visit [gedtestingservice.com/prep](https://gedtestingservice.com/prep) to be added. In the meantime, you can print your score report and share it with your teacher.

The adult education or prep centers listed are independent third parties and provided for your convenience. GED Testing Service has no partnership or agreement with the centers. You should review the centers on your own to make sure you find the support that is right for you.

## 2. Guided Path Feature



### Welcome to GED!

We're excited you chose to get your high school diploma and all the opportunities that come with it! We're here to help you every step of the way. First, let's set some goals.

GET STARTED →

Shown after the  
Accommodations page  
during Account Setup




# Free Practice Questions

## Free Practice Questions


Answer sample questions in each subject to get an idea of the skills you'll be tested on.

### Subjects




Language Arts

10 Questions




Social Studies

10 Questions



Science

10 Questions



Math

10 Questions

[FAQs](#)

[Contact Us](#)

[Español](#)

[Accessibility](#)

[Terms](#)

[Privacy and Cookies](#)





# Language Arts Sample Question

Language Arts Question 1 of 10

Which quotation from the passage supports the idea that Supeet is teaching the narrator a skill that requires patience?

I will be too busy to drink.

Each step was exaggerated and painfully slow.

When we were boys we practiced with rhinoceroses when they were asleep.

The tribe taught me to stalk many other animals.

SUBMIT

**Lessons on the Savanna**  
by Roland Smith

1. "I'm not so worried about time anymore," I said.
2. He smiled. "Good! You are making progress. Come with me."
3. He led me to a tree not far from the camp.
4. "You must climb as high as you can and find a comfortable branch where you can look out over the savanna." He handed me the water gourd. "You will need this."
5. I took the gourd. "What about you?"
6. "I will be too busy to drink," he said.
7. I didn't know what he meant by this, but I climbed the bone-dry tree anyway and found a large branch near the top that was comfortable.
8. "Can you see the grass of the savanna?" Supeet yelled up to me.
9. "Yes," I shouted back.
10. "Good! What else do you see?"
11. Here we go again, I thought. I looked carefully. Shimmering waves of heat created mirages in the distance. I saw three kopjes' within a half mile of each other. Trees dotted the landscape, and there were several small groups of animals grazing on the dry grass of the savanna. About a hundred and fifty yards away, a herd of zebras took advantage of the shade of an acacia tree. A few hundred feet past the herd were a few more trees and underneath them were two rhinoceroses sleeping. I told Supeet what I saw.



# Study Guides

These simple study guides will give you an overview of the topics on each test.

You don't need to know everything in this guide. If you want to see how close you are to passing, take the GED Ready® practice test.

Got It

## Language Arts

**Intro to the  
Language Arts  
Test**

**Reading for  
Meaning**

6 skills

**Identifying and  
Creating  
Arguments**

4 skills

**Grammar and  
Language**

4 skills

## Social Studies

**Intro to the Social  
Studies Test**

**Reading for  
Meaning in Social  
Studies**

5 skills

**Analyzing  
Historical Events  
and Arguments in  
Social Studies**

4 skills

**Using Numbers  
and Graphs in  
Social Studies**



4 skills

# Take Advantage of the New Content Tools and Resources

- GED *Flash*
- RLA Videos
- *In Session* Newsletter



# GED Flash™



**GED**  
TESTING SERVICE®

  
**AZTEC**  
SOFTWARE

# Practice and Feedback!

- 93% of students indicated they are interested in more practice test items and feedback
- #1 on the list of most-wanted resources
- Accessible anywhere from a mobile phone, tablet or computer
- Available for adult education programs – *GED Flash for Organizations*
- Available to students studying on their own (monthly access fee)

# Practice and Feedback!

- Adult education programs purchase via Aztec Software
- Adult education programs who use this product will have access to administrative reports showing student performance data, time on task, strengths & weaknesses
- More than 6,000 practice test questions across the 4 subject areas
- Instant feedback with answer explanation



# New Readers Press: 8-video series on RLA



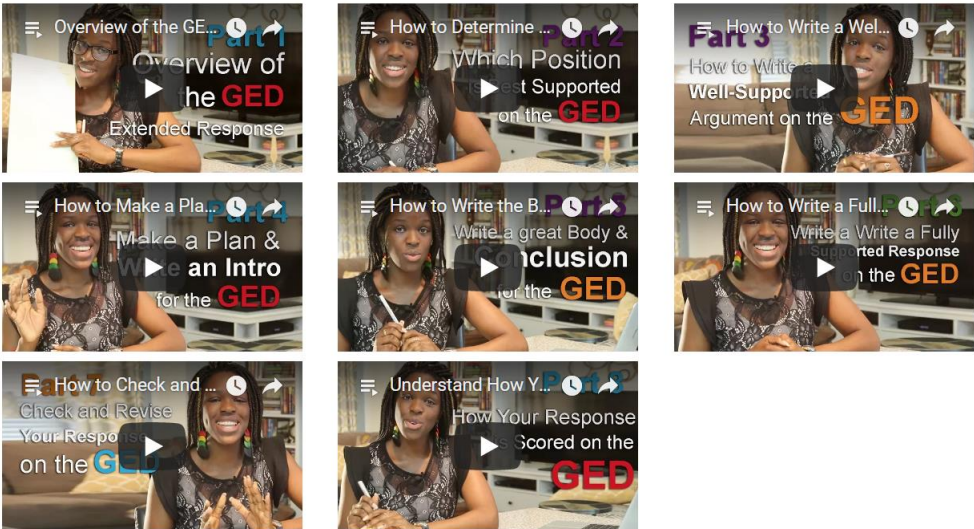
# Where to find the Extended Response Videos

[www.newreaderspress.com/writing-for-the-ged-test](http://www.newreaderspress.com/writing-for-the-ged-test)

<https://GED.com/Study>

Secure | [https://www.newreaderspress.com/writing-for-the-ged-test#productDetail\\_videos](https://www.newreaderspress.com/writing-for-the-ged-test#productDetail_videos)

### Product Demos & Videos



- Part 1**
  - Overview of the GED Extended Response
  - How to Make a Plan & Write an Intro for the GED
  - How to Check and Revise Your Response on the GED
- Part 2**
  - How to Determine Which Position is Best Supported on the GED
  - How to Write the Body & Conclusion for the GED
  - Understand How Your Response is Scored on the GED
- Part 3**
  - How to Write a Well-Supported Argument on the GED
  - How to Write a Fully Supported Response on the GED

# In Session Newsletter

## In Session Educator Newsletter

SIGN UP TO GET THE LATEST NEWS AND RESOURCES.



### Educator's Newsletter

If you want to subscribe to our monthly newsletter, please submit the form below.

EMAIL\* :

SIGN UP



# It's Your Turn

- Questions?
- Issues?
- Concerns?



# Thank you!

[communications@GED.com](mailto:communications@GED.com)