

# **Classroom Tools & Resources You Need to Know About**

**Brian Smith  
Eliza Wong  
Tia Karelson**


July 2019



# Agenda

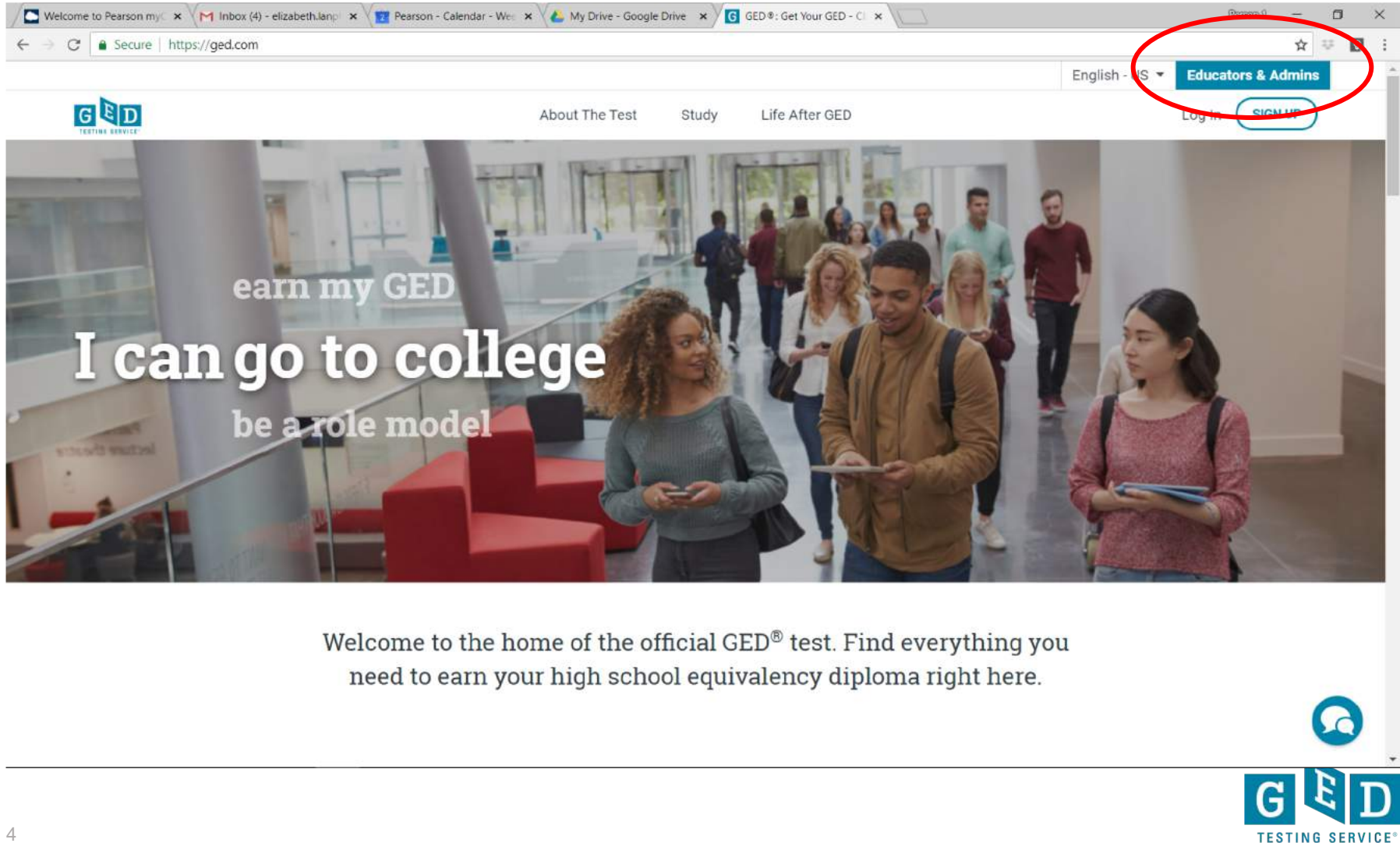
- Free Educator Resources
- Spanish Digital Product
- GED Flash: Interactive Practice Tool
- Proposed Concept: GED Video Prep

# Free Tools & Resources



# GED.com

click on “Educators & Admins”



The screenshot shows a web browser window with multiple tabs open. The active tab is 'GED®: Get Your GED - Cl'. The address bar shows 'https://ged.com'. The website header includes the GED logo, navigation links for 'About The Test', 'Study', and 'Life After GED', and a 'Log in' button. A blue button labeled 'Educators & Admins' is circled in red. Below the header is a large banner image of a diverse group of students in a modern school hallway. Overlaid on the banner is the text: 'earn my GED', 'I can go to college', and 'be a role model'. Below the banner, a welcome message reads: 'Welcome to the home of the official GED® test. Find everything you need to earn your high school equivalency diploma right here.' The GED Testing Service logo is in the bottom right corner.

English - US **Educators & Admins** Log in SIGN UP

**GED**  
TESTING SERVICE®

About The Test Study Life After GED

earn my GED  
**I can go to college**  
be a role model

Welcome to the home of the official GED® test. Find everything you need to earn your high school equivalency diploma right here.

**GED**  
TESTING SERVICE®





## GED Program Overview &gt;

[Why GED?](#)[College Readiness](#) ▾[Workforce Development](#)[GEDWorks Program](#)[In Session Blog](#)

Teaching the GED® Test ▾

State Policies

Test Administration ▾

GED Manager

## Top Resources

Professional Development  
Training[View Resource](#)Resources to Guide Your  
Instruction[View Resource](#)

Free Classroom Materials

[View Resource](#)

## Announcements

Registration for the 2019  
GED Annual Conference  
opens in January! Join us

# GED Program Overview



## Why GED?

For more than 75 years, the GED® has been a path to a better future for millions, the only high school equivalency program with proven outcomes and accepted by virtually all U.S. colleges and employers.

[Learn More](#)

## College Readiness

GED® students who attain scores on any subject within the College Ready (165-175) or College Ready + Credit (175-200) score levels may be eligible for college credit or certain exemptions.

[Learn More](#)

# Educator Resources Galore!

[About The Test](#)[Study](#)[Grads and Transcripts](#)[Search](#)[English - US](#)[Educators & Admins](#)[Log In](#)[SIGN UP](#)[Home](#) / [Educators & Admins](#) / [Teaching the GED® Test](#)[GED Program Overview](#)[Teaching the GED® Test](#)[Free Classroom Materials](#)[Teaching Resources](#)[Professional Development](#)[Prep Products](#)[Promote Your Program](#)[State Policies](#)[Test Administration](#)[GED Manager](#)

## Top Resources

[Professional Development Training](#)[View Resource](#)[Resources to Guide Your Instruction](#)[View Resource](#)[Free Classroom Materials](#)[View Resource](#)

## Announcements

Registration for the 2019 GED Annual Conference opens in January! Join us



## Free Classroom Materials

We've developed a wealth of free resources to help your students pass the GED® test. Whether you are looking for tutorials, reference sheets, scoring tools, or videos to use in the classroom, you'll find it here.

[Learn more](#)

## Teaching Resources

Use these resources to guide your GED® instruction. You can get detailed information on the skills students need to demonstrate to pass, what is being assessed in each content area, and more.

[Learn more](#)



# Free Classroom Materials

Search English - US Educators & Admins



About The Test Study Grads and Transcripts

Log In SIGN UP

Home / Educators & Admins / Teaching the GED® Test / Free Classroom Materials

GED Program Overview

Teaching the GED® Test

Free Classroom Materials

[Study Guides](#)

[Extended Response Scoring Tools](#)

[Teaching Resources](#)

[Professional Development](#)

[Prep Products](#)

[Promote Your Program](#)

State Policies

Test Administration

GED Manager



Get your classroom ready for action by downloading free materials such as tutorials, practice questions, and reference sheets to help students test with confidence.

## Tutorials

Students should practice with these tutorials so they learn about various question types and become familiar with how the test and calculator work. The tutorials work best on a computer (not a smartphone or tablet).

### Top Resources



Professional Development Training

[View Resource](#)



Resources to Guide Your Instruction

[View Resource](#)



Free Classroom Materials

[View Resource](#)

### Computer-Based Test Tutorial



[View Now](#)

[View Now - In Spanish](#)

### Calculator Tutorial



[View Now](#)

[View Now - In Spanish](#)

### Announcements

## Preview the Test



# Practice Test and Study Guides

## Preview the Test

Use the Free Practice Test, which is about one-fourth the length of the actual test, to give your students a preview of the GED® test. It works best on a computer (not a smartphone or tablet). The Study Guides explain the skills that are covered in each subject, and include sample questions.



### Free Practice Test

[View All Test Previews](#)



### Study Guides

[View Study Guides](#)

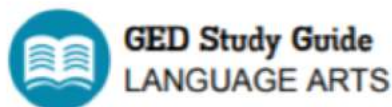
Students can change what the test looks like on their computer screen to make it easier to read. Download these guides to learn more about changing the [on-screen color of the test](#), the [text size of the test](#), and [how to highlight text on the test](#).



# GED® Student Study Guide

- Available for all 4 subjects (no cost) via each student's GED.com account
- Includes sample questions
- Another resource for adult educators to use in their preparation with students, under Educators & Admins tab on GED.com
- Good tool for new teachers to get them familiar with the content they need to teach

# Each study guide covers topics, time for the test, format and sample questions



## What you need to know about the GED® Language Arts Test

- 1** You should be familiar with reading and writing concepts, along with grammar. However, the language arts test is not a memorization test! You don't need to memorize giant
- 2** You'll need to read and understand test passages (literary and informational excerpts), conclusions (which is using your critical thinking skills in reading and writing). The test also covers grammar. This study guide and the example questions in it will help you g
- 3** You don't need to know everything in this guide! If you want to see how close you are to passing, the GED Ready® official practice test is a gre

## Test Overview



### Topics

Expressing meaning  
Using evidence  
Grammar and sentence structure



### Time (to take the test)

150 minutes  
10 minute break between parts 2 and 3  
45 minutes for the written essay



### Format

3 sections  
1 written essay (extended response)  
Multiple choice and other question types (drag and drop, hot spot, and drop down)

## Expressing meaning

### 1 Events, plots, characters, settings, and ideas

You'll be asked to:

- Put events in order
- Make inferences or draw conclusions about plots, sequence of events, characters, settings, and ideas in passages
- Analyze relationships within passages, including how people, events, and ideas are connected

For example, a passage describes Roberta, who is about to begin college and is the first person in her family to do so. The author may use words like "nervous," "excited," "proud," and "scared" to describe a variety of emotions Roberta experiences. The author could write about events leading up to enrolling in college, including navigating the application and financial aid processes. They may also share some information about the mixed responses from Roberta's family and friends — many, but not all — of whom are supportive.

You could be asked to make inferences about how Roberta was influenced by current or past events; the sequence of events that led to her enrolling in college; and what conclusions you can draw about Roberta's experience.

### Example Questions

#### Events, plots, characters, settings, and ideas

Excerpt from *Anne of Green Gables*  
By L. M. Montgomery

Marilla came briskly forward as Matthew opened the door. But when her eyes fell on the odd little figure in the stiff, ugly dress, with the long braids of red hair and the eager, luminous eyes, she stopped short in amazement.

"Matthew Cuthbert, who's that?" she exclaimed. "Where is the boy?"




"There wasn't any boy," said Matthew wretchedly. "There was only her."

He nodded at the child, remembering that he had never even asked her name.

"No boy! But there must have been a boy," insisted Marilla. "We sent word to Mrs. Spencer to bring a boy."


# Study Guides

GED Program Overview	▼
Teaching the GED® Test	▼
<a href="#">Free Classroom Materials</a>	➤
<b>Study Guides</b>	
<a href="#">Extended Response Scoring Tools</a>	
<a href="#">Teaching Resources</a>	▼
<a href="#">Professional Development</a>	▼
<a href="#">Prep Products</a>	
<a href="#">Promote Your Program</a>	
State Policies	
Test Administration	▼
GED Manager	


<b>Top Resources</b>	
	Professional Development Training <a href="#">View Resource</a>
	Resources to Guide Your Instruction <a href="#">View Resource</a>
	Free Classroom Materials



The following study guides explain the skills that are covered in each GED® test subject and include sample questions. Use these with your students to help them prepare for each test subject.

**Mathematical Reasoning**

[View Now](#)[View Now in Spanish](#)

**Language Arts**

[View Now](#)[View Now in Spanish](#)

**Social Studies**


[View Now](#)[View Now in Spanish](#)


**Science**


[View Now](#)[View Now in Spanish](#)




# Study Guides from the Student Portal

  
Language Arts

  
Social Studies

  
Science

  
Math



PRACTICE TEST

GED Ready for Science

Expires: Jan 16, 2019

START



## Time to schedule!

Your GED Ready Practice Test score shows you are likely to pass the Math test!

SCHEDULE TEST



# Language Arts

SCHEDULE TEST

## About the Test



150 min.



3 parts



3 topics



\$33

## Study Guide

You don't need to know everything in this guide to pass the test. If you want to see how close you are to passing, take the GED Ready® practice test.

Got It

Intro to the  
Language Arts  
Test

Reading for  
Meaning

6 skills

Identifying and  
Creating  
Arguments

4 skills

Grammar and  
Language

4 skills

## Practice

Free Language  
Arts Practice  
Questions

10 questions

GED Flash™ for  
Language Arts

Practice questions  
anywhere and anytime

GED Ready®  
Practice Test

Just like the real test.  
Find out how you'll score.

Students are taken to an interactive study guide on that subject. They return to their “Home” page to access the other subjects.

# Extended Response Videos

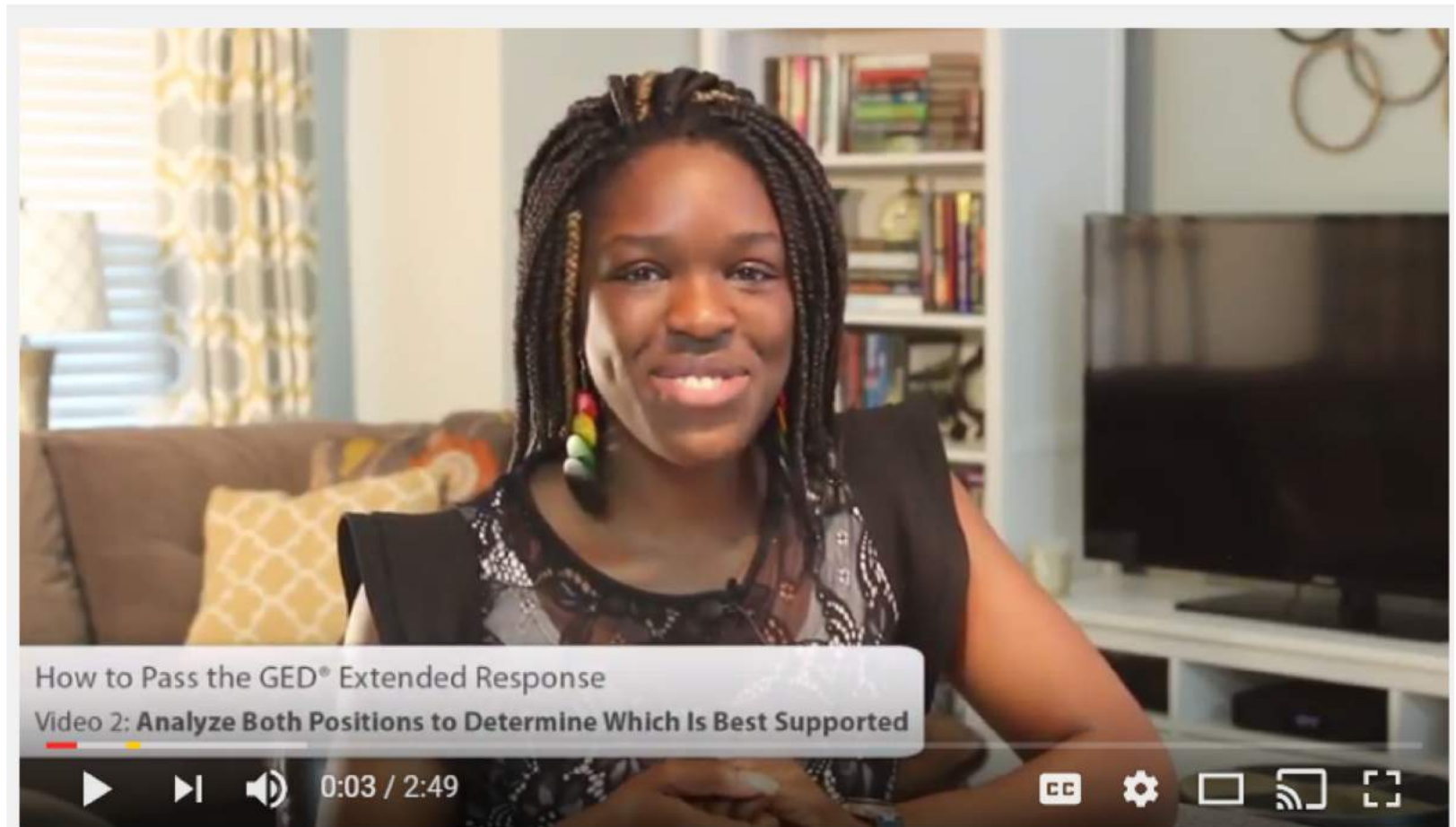
Watch this 8-episode series with your students to take a deeper dive into the skills and expectations that will help students excel on their written responses.



WATCH MORE



# New Readers Press launches 8-video series on RLA



# Where to find the videos

- Available on GED.com in each student's account under the "Study" tab
- Available for educators here:  
[https://ged.com/educators\\_admins/teaching/classroom\\_materials/](https://ged.com/educators_admins/teaching/classroom_materials/)
- Available at: [www.newreaderspress.com/writing-for-the-ged-test](http://www.newreaderspress.com/writing-for-the-ged-test)
- Or contact New Readers Press for DVDs that can be sent to your facility: [tlipke@proliteracy.org](mailto:tlipke@proliteracy.org)
- Videos are FREE

# Reference Sheets & Extended Response tools

## Reference Sheets

Many of these resources are available to your students in the testing center on test day. Review these with your students so there are no surprises on test day.

### English

[Calculator Reference Sheet](#)

[Mathematics Formula Sheet](#)

[Extended Response Answer Guidelines](#)

### Spanish

[Calculator Reference Sheet - Spanish](#)

[Mathematics Formula Sheet - Spanish](#)

[Extended Response Answer Guidelines - Spanish](#)

## Extended Response Tools and Practice

Use these resources to improve your students' written responses. The scoring tools help you evaluate and provide feedback to students about their RLA GED Ready<sup>®</sup> written response.

### English

[Extended Response Quick Tips](#)

[Extended Response Scoring Tools](#)

[Extended Response Classroom Practice](#)

[Extended Response Classroom Poster](#)

### Spanish

[Extended Response Quick Tips - Spanish](#)

[Extended Response Scoring Tools - Spanish](#)

[Extended Response Classroom Practice - Spanish](#)

[Explanation of AE Symbol Tool For Spanish Writing](#)

## Extended Response Videos

Watch this 8-episode series with your students to take a deeper dive into the skills and expectations that will help students excel on their written responses.



# Extended Response Scoring Tools

The Extended Response item on the Reasoning Through Language Arts test gives students a chance to demonstrate important critical thinking skills. These scoring tools will help you understand how the Extended Response is scored.

## Reasoning Through Language Arts - Extended Response Scoring Tools

### English



[ER Resource Guide for Adult Educators](#)

[ER Resource Guide for Adult Educators - Taxation and Revenue](#)

[Scoring Tool for the GED Ready® practice test](#)

[GED Ready® Practice Test ER, Short Answer Prompts, and Source Texts](#)

Brand New!

### Spanish



[ER Resource Guide for Adult Educators - in Spanish](#)

[ER Resource Guide for Adult Educators - Taxation and Revenue - in Spanish](#)

[Scoring Tool for the GED Ready® practice test - in Spanish](#)

[GED Ready® Practice Test ER, Short Answer Prompts, and Source Texts - in Spanish](#)

# Brand New! Extended Response Scoring

## Extended Response Scoring Tool

The GED Ready® Practice Test for language arts gives students a chance to practice their writing skills by completing an Extended Response (ER) question. This tool is designed to help you score and

Although this tool is complementary to the GED Ready Practice Test, it can be used with other practice questions in your classroom!

### How to use this tool

This tool guides you in scoring your student's Extended Response based on three traits and provides feedback in a printable report.

1. [Download the prompts and passages](#) used in the GEDReady. As you read your student's response, you should be able to determine which one they were given.
2. Enter your student's name and test date (or date of response) to personalize their report.
3. For each trait, read your student's response and select the skill descriptors that best describe the response (you will read the response at least three times).
4. View the feedback report and print it to review with your student.

Candidate Name:

Test Date:

**START SCORING**

# Sample of Trait 1

## Trait 1: Creation of Arguments and Use of Evidence

Read your student's response, then choose the skill descriptor in each row that best describes their response.

Generates text-based argument(s) and establishes a purpose that is connected to the prompt		
Score 0	Score 1	Score 2
<input type="radio"/> No clearly-stated claims or not applicable	<input type="radio"/> At least one clearly-stated or strongly implied claim	<input type="radio"/> Explicit and clearly stated claim or claims
<input type="radio"/> Attempted claims are vague and/or illogical and/or not text-based or not applicable	<input type="radio"/> At least one claim is logical and text-based- Additional claims may be tied to the larger issue rather being based on a close reading of the text	<input type="radio"/> Claims are logical and based on a close reading of the text
<input type="radio"/> Attempted claims are vague and/or do not support an overall stance or not applicable	<input type="radio"/> Implied or clearly-stated claims may support an overall stance, but the stance may be vague, unclear, or inconsistent	<input type="radio"/> Explicit claims support a clear and consistent stance
<input type="radio"/> Attempted claims are vague and/or lack explanation such that the criteria for analyzing the issue or evaluating the argument is unclear or not applicable	<input type="radio"/> At least one claim is explained such that the criteria for analyzing the issue or evaluating the argument is evident	<input type="radio"/> Claims are explained such that the criteria for analyzing the issue or evaluating the argument are evident
<input type="radio"/> Stance lacks connection to the writing task or severely deviates from it or not applicable	<input type="radio"/> Stance is connected to the writing task, though the response may occasionally wander off purpose	<input type="radio"/> Stance is well-connected to the writing task and the response remains focused throughout
<input type="radio"/> Uses few or no pieces of evidence directly from the source text or not applicable	<input type="radio"/> Uses some evidence from the source text	<input type="radio"/> Uses multiple pieces of specific evidence from the source text
<input type="radio"/> Includes off-topic information or is loosely connected to the source text or not applicable	<input type="radio"/> Include some on-topic information not drawn from the source text	<input type="radio"/> Most evidence used is drawn directly from the source text (although additional evidence may be drawn from outside knowledge of the topic)
<input type="radio"/> Evidence from the source text does not support the student's claims and stance or not applicable	<input type="radio"/> Evidence from the source text generally supports the student's claims and stance	<input type="radio"/> Evidence from the source text is relevant and supports the student's claims and stance
<input type="radio"/> Student copies text directly from the source text with little or no commentary given or not applicable	<input type="radio"/> Student provides commentary on the evidence chosen, but commentary is general, vague or weakly tied to the argument	<input type="radio"/> Student provides commentary on most pieces of evidence cited, and commentary generally supports the stance

Click the “radio button” next to the most appropriate score

Score 1	Score 2
<input checked="" type="radio"/> At least one clearly-stated or strongly implied claim	<input type="radio"/> Explicit and clearly stated claim or claims

Continue until all traits are scored

Once traits are scored, you will see the results. These can be printed.

### Trait 3: Clarity and Command of Standard English Conventions

2/2

- ■ ■ Some sentence structures may be frequently repeated, but the response still demonstrates some sentence structure variety.
- ■ ■ Subordination, coordination, and parallelism are largely correct with a few significant errors.
- ■ ■ Avoids wordiness and awkward sentence structure.
- ■ ■ Uses transitional words, conjunctive adverbs and other words that support logic and clarity.
- ■ ■ Avoids run-on sentences, fused sentences and sentence fragments.
- ■ ■ May contain occasional errors with commonly confused words and homonyms, including contractions.
- ■ ■ May contain occasional subject-verb agreement errors.
- ■ ■ Demonstrates appropriate use of pronoun usage (e.g. pronouns and their antecedents agree, unclear pronoun references are avoided and pronoun cases are used properly).
- ■ ■ Demonstrates correct word order and correctly placed modifiers.
- ■ ■ Demonstrates proper use of capitalization (e.g. proper nouns, titles, and the beginnings of sentences).
- ■ ■ Uses apostrophes appropriately with possessive nouns.
- ■ ■ Uses punctuation appropriately (e.g., commas in a series or in appositives or other nonessential elements, end marks, and appropriate punctuation for clause separation).
- ■ ■ May contain some errors in conventions, but the errors do not interfere with comprehension.
- ■ ■ Standard usage is appropriate for on-demand draft writing.

RESET

PRINT

KEY: ■ ■ ■ Needs Improvement ■ ■ ■ Satisfactory ■ ■ ■ Desirable

### Trait 1: Creation of Arguments and Use of Evidence

- ■ ■ Explicit and clearly stated claim or claims
- ■ ■ Claims are logical and based on a close reading of the text
- ■ ■ Explicit claims support a clear and consistent stance



# Tuesdays for Teachers Webinar Series



**Free  
Professional  
Development**

- Over 30 professional development webinars archived on GED.com
- Each session comes with recording, webinar slides, workbook and certificate of completion

# New Educator Handbook!

## GED® EDUCATOR HANDBOOK



Everything you need to prepare  
students for the GED test



In-depth look at  
GED test content



Recommended  
teaching strategies



How to determine if  
your students are ready

Download at [GED.com/educator\\_handbook](https://GED.com/educator_handbook)

# New Educator Checklist!

- Our "New Educator Checklist" is located right inside the new Educator Handbook
- This is designed to help new teachers focus on the most important resources to get them up to speed on being a GED instructor

## New Educator Checklist

If you are new to teaching the GED test, here's a checklist to help you get started.

1. First, familiarize yourself with some of the basics of the test and make sure you are receiving our latest updates.
  - ✓ [Sign up for our monthly newsletter, In Session](#), to get test updates, helpful resources and program news.
  - ✓ Look through our [student study guides](#). These provide an overview of the skills being tested and include sample problems for each skill.
2. Once you know the basics, now it is time to better understand the student experience in GED.com.
  - ✓ Feel free to create your own [account in GED.com](#) so you understand what your students will go through (please list your last name as "Candidate" so we know you are an instructor).
  - ✓ Take the [free practice test](#) so you understand the format of the test and the different types of questions.
  - ✓ Finally, consider taking a [GED Ready®](#) test, the official GED practice test. This is half the length of the GED test and is highly predictive of how students will perform on the actual test.
    - Make sure you review your detailed score report. This is the report that tells students the areas they need to work on to score higher on the test.
    - Notice that they can select their study materials from the dropdown box to create a customized study plan.
3. After becoming familiar with the student journey, it's time to apply for [GED Manager](#), a free tool designed for adult educators where you can see your students' scores and score reports.
  - ✓ [Apply for access](#) via the [Educators](#) section of GED.com. Each state has different rules on who can gain access.
  - ✓ Once you get access, watch our training on how to effectively use the tool.

Explore these additional tools and resources to help you prepare your students.

# In Session Educator Newsletter

Stay up-to-date by subscribing

## In Session Educator Newsletter

[SIGN UP TO GET THE LATEST NEWS AND RESOURCES.](#)

GED® Testing Service LLC. | GED® Official Website



[About Us](#)

[Contact Us](#)

[FAQs](#)

[Newsroom](#)

[GEDWorks™](#)

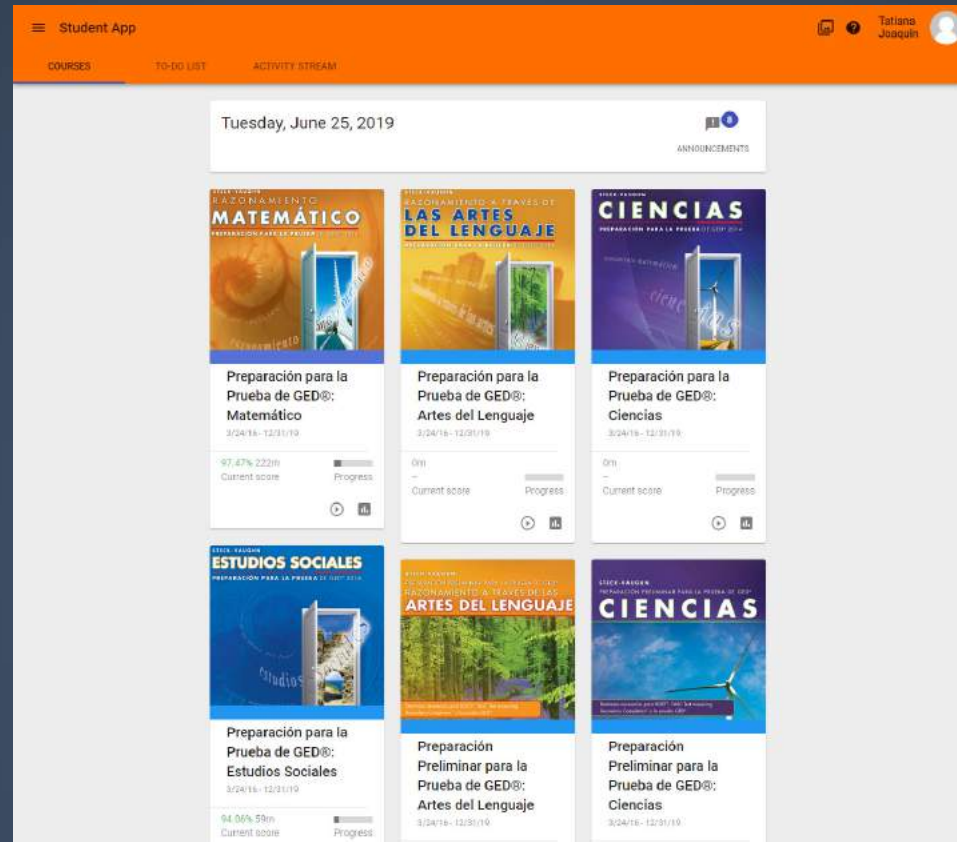
[Accessibility Statement](#)

[Terms and Conditions](#)

[Privacy and Cookies](#)

Copyright © 2018 GED® Testing Service LLC. All Rights Reserved.





# Paxen Focus in Spanish

# What % of students take at least one GED® subject test in Spanish?

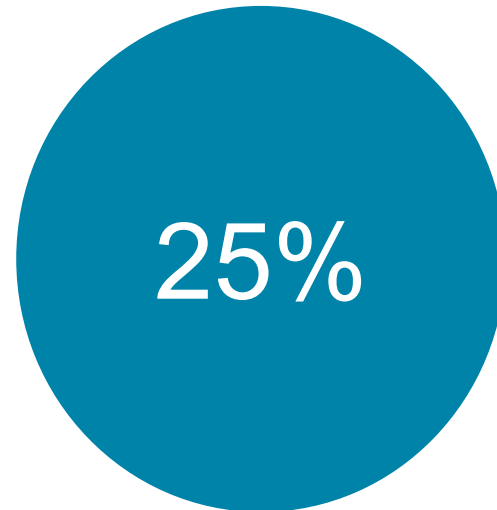
- a. 0 – 2%
- b. 3 – 5%
- c. 6 – 10%
- d. More than 10%



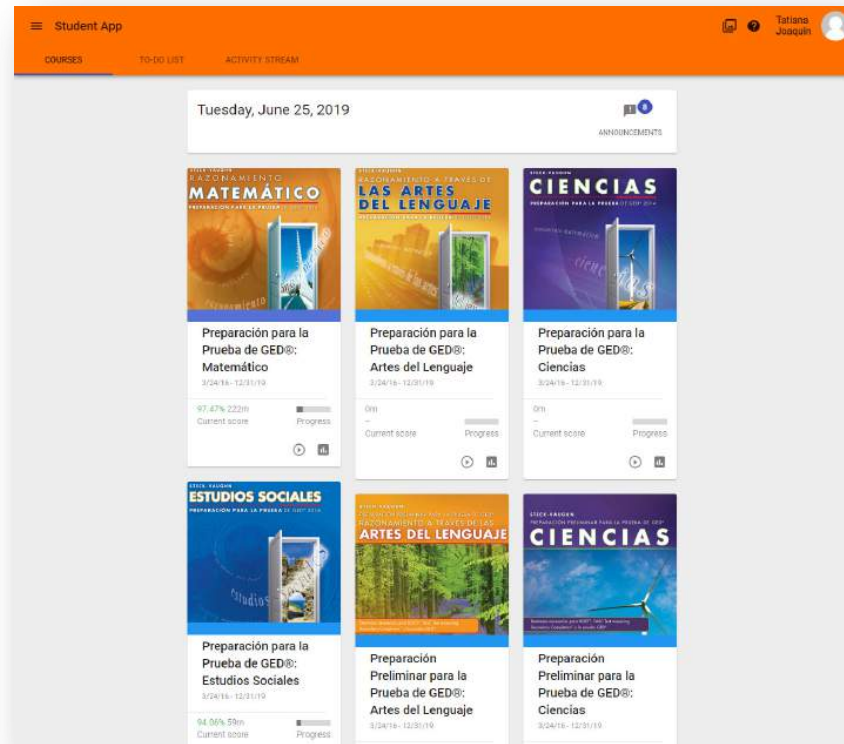
4.6%

# What % of GED® test-takers are Hispanic or Latino?

- a. 0 – 10%
- b. 11 – 24%
- c. 25 – 35%
- d. More than 35%



# Teachers wanted more GED® prep materials for their Spanish-speaking students



GED Testing Service partnered with Paxen Publishing to promote Paxen Focus Spanish digital courseware, which is based on content from Steck-Vaughn books



# Online courses with audio, video and interactive content developed specifically for adult learners

PAXEN  
FOCUS



100%  
Aligned to  
the GED®  
Test

# Real-time monitoring of students' performance, skills mastery and time on task



“

*Paxen Focus Spanish courseware eliminates the language barrier and allows our students to focus on the content.*

*- Principal, Post Correctional Facility*

*The lessons are engaging and students can easily follow the content from one topic or skill to the next. Built in tests and quizzes give instructors the ability to gauge students' progress so that when necessary, they can fill learning gaps that are evident.*

*- Instructional Specialist, Palm Beach County*

”

## To learn more about Paxen Focus in Spanish:

- Stop by Paxen's booth during the conference
- Email [customerservice@paxenpublishing.com](mailto:customerservice@paxenpublishing.com) and be sure to include the state where your program is located



# GED Flash™



$- \times$   
 $+ =$



**GED**  
TESTING SERVICE®

  
**AZTEC**  
SOFTWARE

Knowing that **75%** of students surveyed wanted more practice to prepare for the GED® test, what could we provide to them to help them practice, learn and feel more confident for the test?

# GED Flash for Organizations: An Interactive Tool to Help Students Pass

Developed in partnership between GED Testing Service and Aztec Software



This tool helps students prepare for each subject while building confidence step by step.

# Data Shows: Improved Test Scores



Over half of regular GED Flash users moved up an entire score level on the GED Ready® practice test. Some moved up two score levels.

# Data Shows: Higher Likelihood of Passing

GED Flash Group	# of Students	Mean GED® Math Test Score
Low Users (28 questions or less)	1,483	144.676
High Users (99+ questions)	1,491	148.531

Students who practiced frequently with GED Flash scored on average four points higher on their GED test vs. those who rarely used it.



# Data Shows: More Practice Means More Correct Answers

GED Flash Group	Mean Percent Correct
99+ questions answered	51.7%
340+ questions answered	90.0%

The more students practiced, the more questions they got correct. Students who took over 340 GED Flash math questions achieved on average 90% correct.

More correct answers also means higher confidence: **79%** of GED Flash users agreed that they felt more confident about taking the GED test after using GED Flash.

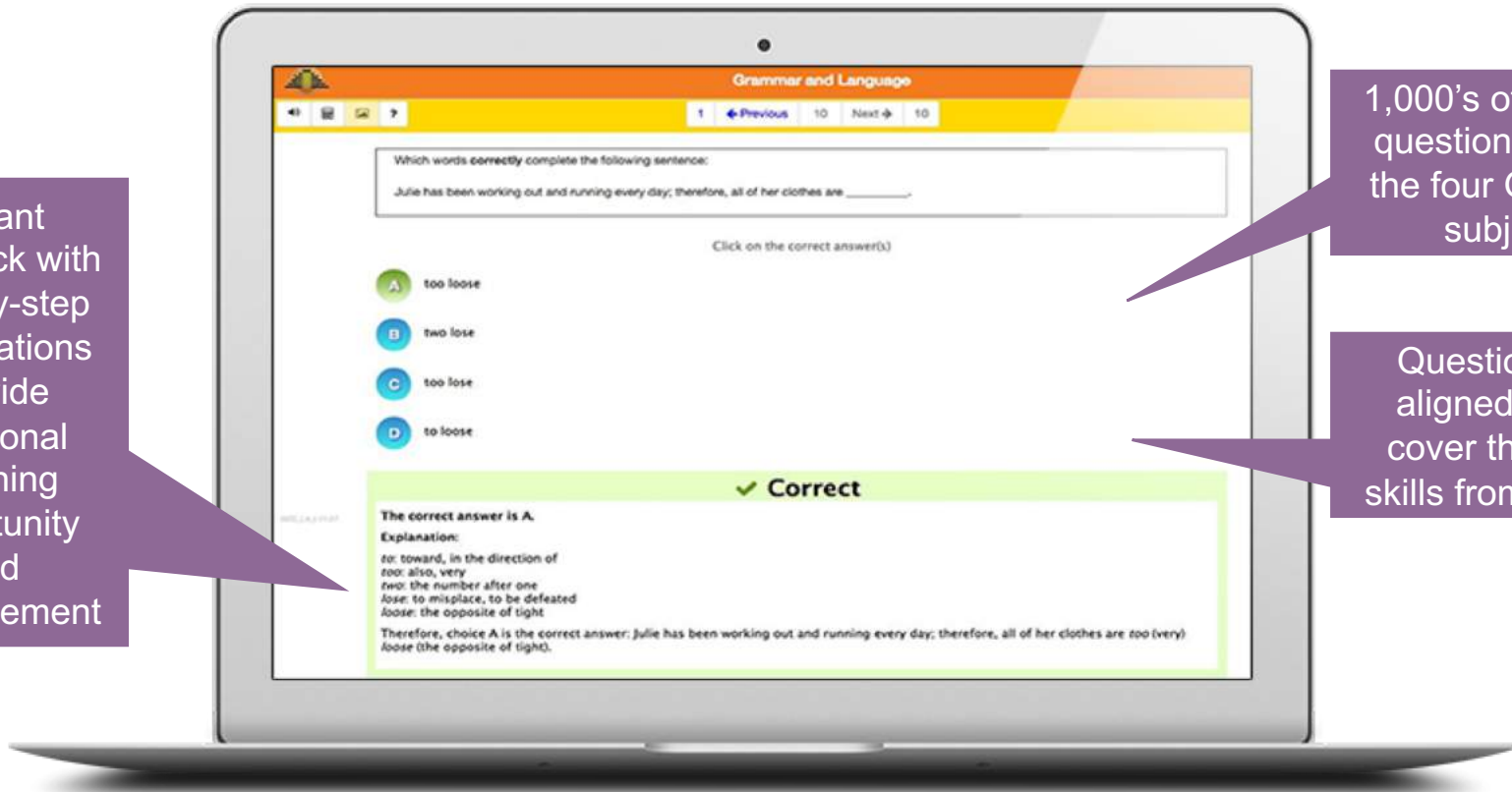
# Mastering GED Test Concepts

GED Flash provides ongoing practice and detailed explanations to help students master the exact concepts on the GED test.

Instant feedback with step-by-step explanations provide additional teaching opportunity and reinforcement

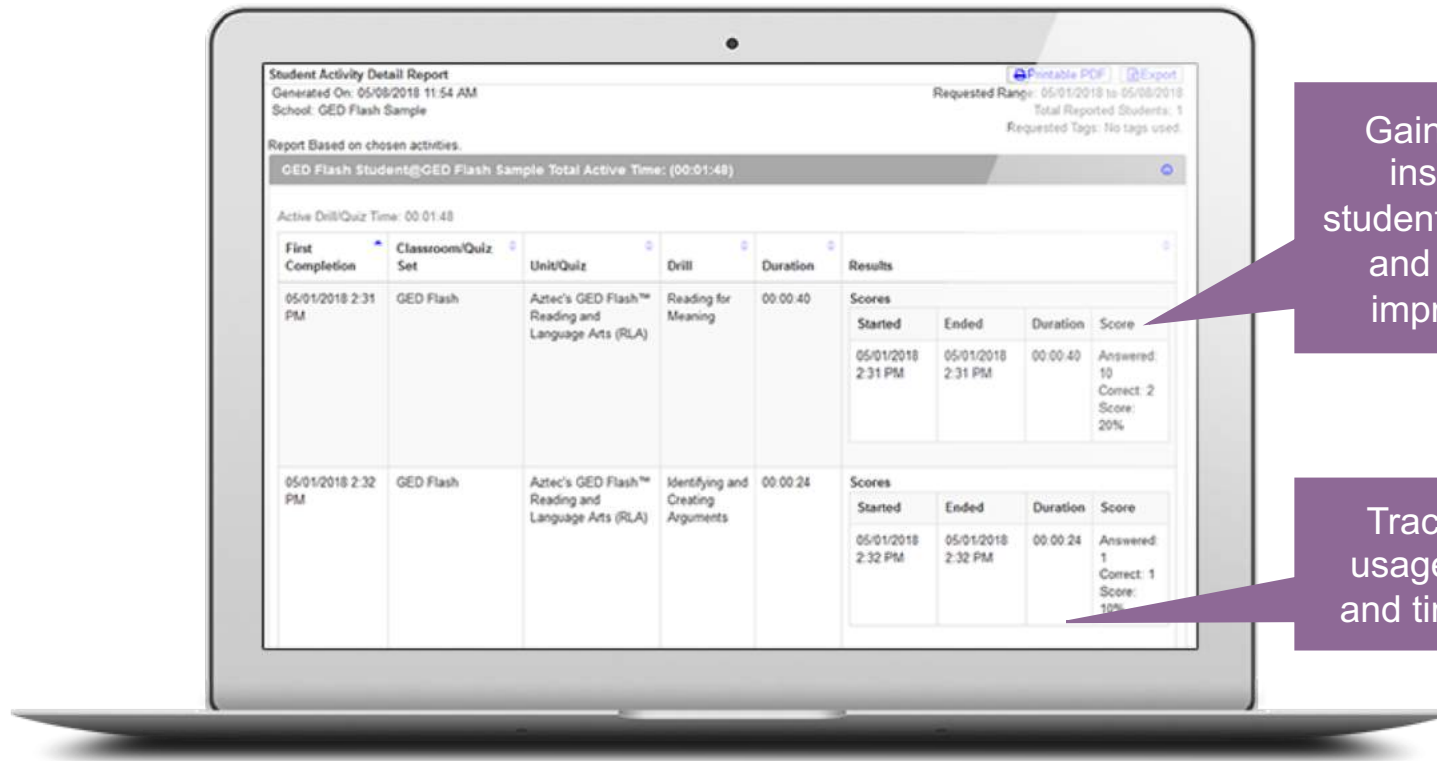
1,000's of practice questions across the four GED test subjects

Questions are aligned to and cover the exact skills from the test



# Detailed Reporting and Insights

A robust dashboard provides valuable insights about each student's performance and areas for improvement.




Gain valuable insights on students' strengths and areas for improvement

Track student usage progress and time-on-task

# GED Flash Promotion!

- We currently have a promotion on GED Flash for 10% off
- Use code **GEDCON19** when ordering through Aztec
- To learn more, speak to Aztec after this session or visit their booth



# Proposed Concept: GED Video Prep



# GED Video Prep Concept

- GED Video Prep is a comprehensive on-demand learning program providing access to all four GED subjects (Math, RLA, Social Studies, Science) intended for students preparing for the GED Ready and/or GED Test:
  - Quality video library of courses from Kaplan
  - GED-certified content with test-like material
  - Taught by Kaplan's highest-rated instructors
  - Aligned to the GED Test
- Aztec Platform
  - Videos accessible via phone, tablet, or computer
    - Any device capable of rendering HTML-5 content
  - Aztec reporting and concurrent licensing capabilities
- Adult educators and Corrections programs can supplement their curriculum needs:
  - In-classroom supplement
  - Distance learning
  - Homework assigned outside class

## Partnership:

- GEDTS
- Kaplan
- Aztec

# Pilot Feedback

## GEDTS & Kaplan piloted versions with Adult Education and Corrections

Several adult education programs employed a **distance learning model**

"I see this as a real answer to my students who are 30-50 miles from class, or in some cases 200 miles from class!"

**Corrections** interested in using as an **internal distance learning model** to provide access to students who are unable to attend class

"It's a valuable tool for distance learners who don't do as well solely on their own."

Need to use remote classrooms for students in restricted areas.

Educators need to **monitor student progress**. Would like a **dashboard or reports**

"We want to track video usage and how long they accessed it for time on task reporting."

"Our teachers think the content is really well done."

**Content** called out as a **positive**

"We really like the archived videos. Students can go back and watch the same content again and again."

# Thoughts?

- Appeal?
- How could you incorporate into your classroom?
- Which learners do you see using this?
- How do you feel about the name?

# Proposed Pricing

- GED Video Prep
- Single license: \$99/\$125
- Minimum: 5 concurrent users

- Bundle with Flash
- Purchase both Flash & Video Prep
- Single license: \$175/\$200
- Minimum: 5 concurrent users

# Final Feedback

- GED Video Prep?
- Bundle with Flash?
- Suggestions?



# Thank you!

Brian Smith

Regional Manager, State Relationships

[brian.smith@ged.com](mailto:brian.smith@ged.com)

202-309-2906

Eliza Wong

Senior Director, Product Marketing

[eliza.wong@ged.com](mailto:eliza.wong@ged.com)

202-536-9698